

The study of Cytokines and Chemokines in patient's infectious diseases and the impact of age and sex

¹Bushra Ismail Ibrahim, ²Athmar Jawad Ahmed, ³Sabah Abbas Malik

Abstract

Cytokines are little non-auxiliary proteins with low sub-atomic loads that have a complex administrative impact on aggravation and resistance. It has for some time been viewed as that the improvement of a safe and incendiary reaction includes hematopoietic cells, lymphocytes, and some expert and mitigating cells, and cytokines intercede the mind boggling communications of these cells. Cytokines are previously known as "dissolvable operators", and are delivered by each cell and inspiring a reaction, except for a solitary red platelet. In light of different upgrades, cytokines are discharged from various cells including white platelets. Fetal polymorphism is the sign of cytokine and there are disappointments and achievements of cytokines and related factors as helpful specialists. In the layer of the objective cells they have explicit receptors for signal conveyance and administrative capacities. Notwithstanding natural and versatile invulnerability, cytokines assume a significant job in numerous assorted capacities including resistant cell separation, irritation, angiogenesis, oncology, neurobiology, viral sicknesses, and so on. Furthermore, malignant growth. Consequently, cytokines might be imperative biomarkers of wellbeing and malady and go about as indicative, symptomatic and restorative operators.

Key words: cytokines, inflammation, infection, immunity

I. Introduction

Cytokines are discharged, which are little atoms that adjust the safe reaction and have a key job during T cell separation. It was recently felt that all cytokines take part in invulnerable (fiery) or inhibitory (calming or administrative) exercises. For chronicled reasons, because of the way that administrative "concealment" cells have not been perceived for a long time, consideration has been dedicated fundamentally to the provocative exercises of cytokines. The expansive portrayal of Tregs, which smothers Teff works by a few components, including the creation of stifled cytokines, has

¹ Department of Biology, College of Education, University of Tikrit, Iraq, hayderhatam82@gmail.com

² Lecture, University of Kufa, Department of Laboratory and Clinical Sciences, Athmar.ahmed2019@gmail.com

³ Assistant teacher, University of Kufa, Department of Pharmaceutical chemistry, Factually of Pharmacy

stimulated enthusiasm for the job of cytokines as administrative middle people. Ongoing investigations challenge the customary idea of partitioning CD4 T cells into complementary gatherings of Teff and Treg and indicating versatility in change starting with one sort then onto the next; also, these examinations show that numerous cytokines can intervene inhibitory and invigorating impacts on the resistant framework (Sakaguchi, 2005).

Chemokines are little (8-14 kDa), substance related cytokines that manage cell dealing through collaborations with seven explicit film GPCRs. It is accepted that they assume a pivotal job in the advancement of incendiary sicknesses and malignant growth. Subsequently, the focused on balance of its natural capacity has been at the core of numerous clinical preliminaries planned for treating these ailments. Ongoing examinations from the two gatherings show that numerous cytokines and chemokines show mitigating properties. In the momentum survey, we center around investigating this duplication of chemokines and cytokines and their consequences for immune system contaminations and fiery immune system ailments (Shevach, 2009). Vaccine is understood to be the suspension of microorganisms (live, attenuated, or dead viruses, bacteria) that are inoculated at regular intervals in a certain area of our body with the objective of generating an active, lasting and specific immune response. It is a non-curative preventive method considered the most effective to prevent or eradicate diseases in the world. Serum is understood to mean the suspension of specific antibodies previously formed by another individual (human or animal) that act quickly neutralizing the effects of a disease (Awasthi *et al* , 2007).

II. Mechanism of action

The microbial challenge containing of lipopolysaccharides, antigens, , and other virulence influences, performances as an inducing stimulus It stimulates cytokine-producing cells. The cytokine gene is initiated upon inspiration. This cytokine predicaments to receptors on the target cell. Upon binding, gene activation occurs in the target cell, which releases secondary mediators (i.e., MMPs and PGE2). These intermediaries are accountable for harm of connective tissue and bone resorption that show in the figure 1.

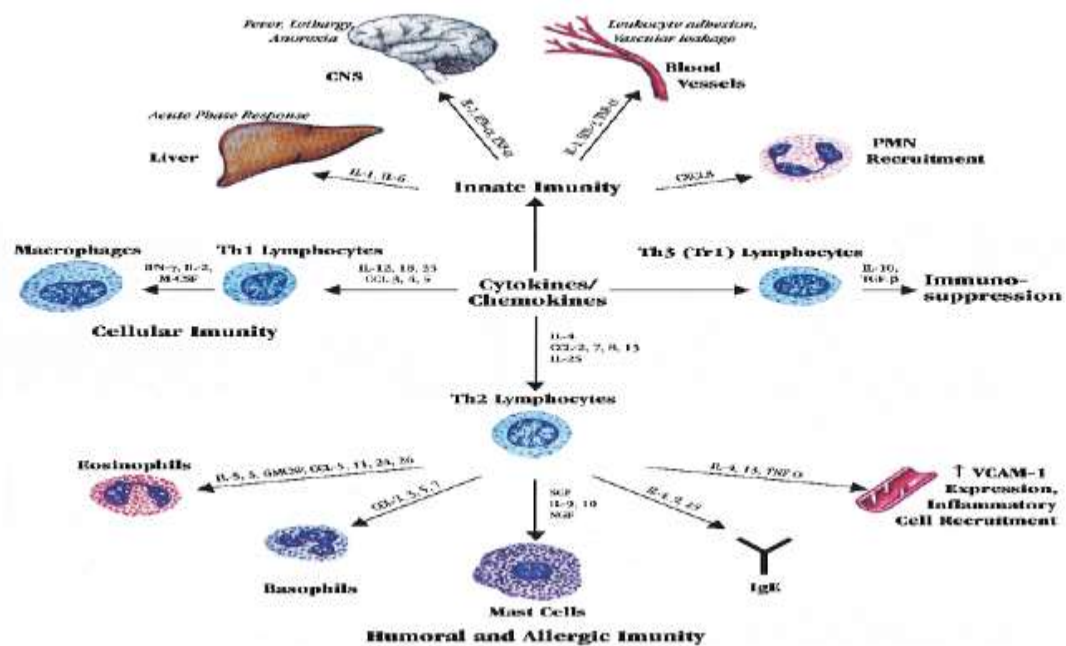


Figure -1- The action of cytokinase and chemiokine

Chemokine and cytokines reactions to covid19 contamination

As per numerous productions, patients will in general have lymphocytosis, higher biomarkers related with disease and a few raised provocative cytokines (for example tumor necrotic factor (TNF) - α , interleukin IL-2R and IL-6). The all out number of B cells, T cells, and NK cells diminished essentially in patients with COVID-19 and progressively articulated in serious cases, contrasted with the non-intense gathering (Chuan Qin *et al* , 2020).

White blood cells were seen as generally influenced by CoV-2, since T-cell populations were about portion of the lower reference limit. The capacity of CD4 +, CD8 + T cells and NK cells was inside the ordinary range and no noteworthy distinction was found among serious and non-extreme cases. Higher serum levels of star fiery cytokines (TNF- α , IL-1 and IL-6) and chemokines (IL-8) were found in patients with extreme COVID-19 contrasted with individuals with mellow disease. A quick, very much planned intrinsic safe reaction is the principal line of safeguard against viral diseases, be that as it may, when the resistant reaction is disrupted, it will prompt exorbitant irritation, in any event, causing demise. CD4 + cells in instances of COVID-19 (Meiron *et al* , 2013). It is realized that the natural invulnerable framework is significant in early life, when versatile capacities are falling behind. The chain of natural resistant reaction signals starts with the ID of atomic examples related with the pathogen by design acknowledgment receptors (PRRs). For RNA infections in the lungs, count like receptors (TLRs) 3, 7, and 8 are significant PRRs. The intrinsic safe framework faculties possibly pathogenic remote issue, and this in the long run at last imparts signs to animate translation factors in the core that thusly invigorate articulation of I and III IFNs and other fiery cytokines . The second round of imperious and paracherine flags later guaranteed that the contamination, and the uninfected cells encompassing it, express a bunch of interferon-animating qualities that make alleged antiviral status. The exact differentiation among natural and versatile reactions may not be precise. In the respiratory

framework, numerous sorts of cells and instruments that consolidate parts of both the human insusceptible branches are accepted to be significant in protecting against respiratory diseases. NKs, T cells, bodily fluid T cells related with bodily fluid, and neutrophils structure a scaffold among parasitic and versatile gadgets and assume significant jobs during the expulsion of respiratory infections (Alvord *et al* , 2011).

III. Immunization is a functioning type of vaccination

Active immunization

Active immunization It can happen normally when an individual comes into contact with a microorganism, for instance. The invulnerable framework will in the long run make antibodies and different guards against the organism. Next time, the resistant reaction against this organism can be extremely compelling; this is the situation in numerous youth contaminations an individual has just a single time, and afterward is insusceptible (Bussey , 2018).

Counterfeit viable vaccination is where a microorganism, or parts thereof, is infused into an individual before it tends to be taken normally. On the off chance that entire organisms are utilized, they will be pre-treated. The significance of vaccination is extraordinary to the point that the US Centers for Disease Control and Prevention has evaluated it as one of "Ten Great Public Health Achievements of the Twentieth Century. Live weakened antibodies have diminished malady. Their viability relies upon the capacity of the resistant framework to duplicate and inspire a reaction like an ordinary contamination. Typically compelling in a solitary portion. Instances of live lessened antibodies incorporate measles, rubella, mumps, MMR, varicella, yellow fever, flu (LAIV) and rotavirus (Nazmi *et al* , 2018).

Passive immunization

Latent vaccination is the place the recently combined components in the invulnerable framework are moved to somebody so the body doesn't have to deliver these equivalent components. As of now, inactive inoculation antibodies can be utilized. This strategy for vaccination starts to work rapidly, yet is fleeting, on the grounds that the antibodies separate normally, and if there are no B cells to create more antibodies, they will vanish . Physiologically latent inoculation happens when antibodies are moved from the mother to the hatchling during pregnancy, to secure the baby in no time when birth (Kikkert , 2020).

Counterfeit uninvolved inoculation is normally given by infusion and utilized if there is an ongoing episode of a particular infection or as a crisis toxicological treatment, as in lockjaw. Antibodies can be created in creatures, which are designated "serum treatment", despite the fact that there is a high possibility of anaphylactic stun because of insusceptibility to the creature's own serum. In this way, adapted antibodies created in the research facility by cell culture are utilized rather if accessible .

IV. Materials and Methods

An engaging "review" plan was utilized all through this investigation from this period of December 12th 2019 to February 13th 2020 in order to investigate related topics to the study of Cytokines and Chemokines in patients infectious diseases and the impact of age and sex, For example, new positive smear cases, causes, treatment and new positive cases in Tikrit, Iraq. A proper example of (30) patients enlisted with irresistible ailments. These patients were male and female and were 25 years of age and more than 65 years of age.

A device was made with the end goal of the investigation. It comprised of components concentrating on the qualities of patients old enough, sexual orientation and sort of irresistible ailment. A pilot study was directed to decide the legitimacy of the examination instrument content and the unwavering quality of inner consistency and adequacy. A duplicate of the examination device was submitted and requested to survey it and give remarks to correct it to make it increasingly advantageous for the investigation. The inner consistency unwavering quality was resolved Study apparatus by utilizing the half-split strategy and estimating the alpha-Cronbach connection coefficient. The outcomes demonstrated that the alpha-Cronbach connection coefficient was $r = 0.05$ which is an adequately dependable proportion of the issue inalienable in the current investigation.

Information were gathered from wellbeing records in irresistible maladies. The information were investigated by applying the strategy of breaking down metadata measurable for recurrence, rate, frequency and rate.

V. Discussion and Results

Disturbances in immune homeostasis due to medical interventions or immunosuppressive states induced by different diseases, risk factors for the acquisition of these mycoses are known. The recent discovery of innate lymphocytes and the active participation of epithelial cells demonstrate the complex network of interactions triggered in the host in response to invasion by these pathogens. The complete knowledge of the molecular and cellular mechanisms that govern the antifungal immune response, allows the construction of solid bases for the promotion and development of new and alternative therapeutic strategies for these infections (Murphy, 2017).

Table (1):

Variables		Sum of sq.	df	Mean sq.	F	Sig
Age	Between Groups	200.568	13	15.428	1.1250	0.387
	Within Groups	98.750	8	12.344		
	Total	299.31	21			

Gender	Between Groups	12.000	13	923	1.846	0.194
	Within Groups	4.000	8	500		
	Total	16.000	21			
Number of immune response	Between Groups	7.864	13	605	9.678	0.002
	Within Groups	5.778	8	306		
	Total	8.364	21			

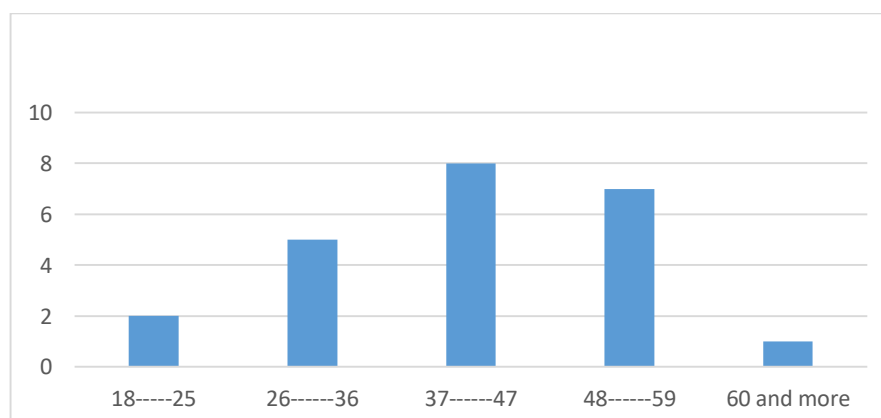
The result of table 1 shows that the significant relationship between number of training of nursing staff and their level of knowledge about aggressive management at P value 0.05.

The principle segments of the insusceptible framework that are improved by inoculation are B cells, T cells, and antibodies created by B cells. Memory cells B and T memory cells are answerable for the fast reaction of a second experience with an outside atom. Detached inoculation is Immediate supply of these components in the body, instead of the These component are created by the body itself (Springer, 2013).

Table (2):

Score level	Number	Percentage
B cells (< 7)	4	13%
T cells (7-15)	7	23%
(over than 15)	14	64%
Total	30	100%

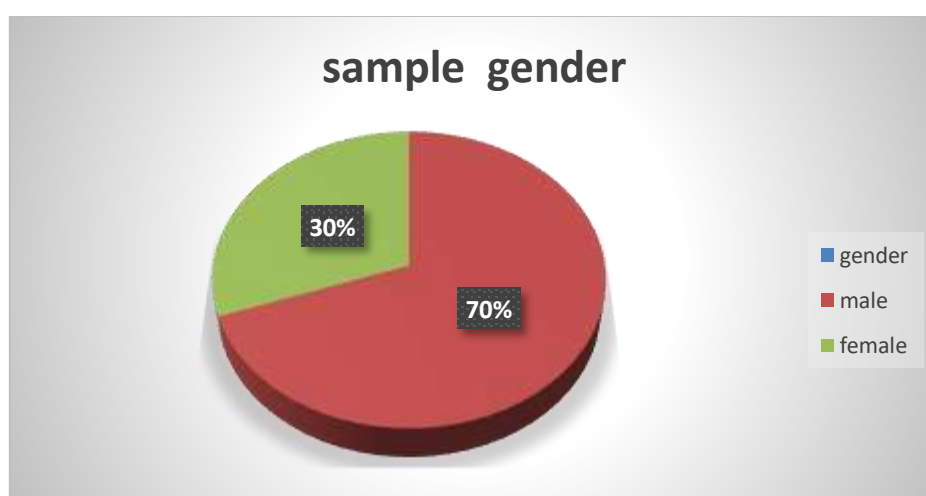
Figure (1): Distribution of the study sample according demographic data (age).



The result of figure (1) shows that the most of the study sample their age at (37-47).

Research studies usually showed a sample of subjects rather than whole populations. Where a group of people aged between (25-65) years was chosen, the most challenging aspect of field work is the drawing of a random sample of the target population, the results of the study will be generalized to. Where the result of Figure (1) showed that most of the sample members took their age sample at (37-47).

Figure (2): Distribution of the study sample according demographic data (gender).



The result of figure (2) reveals that the most of the study sample (70%) they were male

Using population-level data on inventors and their demographic characteristics, the paper analyzes trends and patterns by technology, age and gender gap. We also find that the gender gap is closing, but at a slower rate than in other similar areas of society, where the result of Figure (2) showed that most of the study sample (70%) were male (Gowans, 2010).

VI. Conclusion

In recent years, the increase in infections diseases in humans has emerged associated with the lack of early diagnosis, effective immune therapies, and the development of vaccines. Disturbances in immune homeostasis due to medical interventions or immunosuppressive states induced by different diseases, risk factors for the acquisition of these mycoses are known. The recent discovery of innate lymphocytes and the active participation of epithelial cells demonstrate the complex network of interactions triggered in the host in response to invasion by these pathogens. The complete knowledge of the molecular and cellular mechanisms that govern the antifungal immune response, allows the

construction of solid bases for the promotion and development of new and alternative therapeutic strategies for these infections.

References

1. Alvord, E. C. J., Kies, M. W., Suckling, A. J., eds. (2011) R. Liss, Allen New York, NY, USA. Experimental Allergic Encephalomyelitis: A Useful Model for Multiple Sclerosis, 1st Ed.
2. Awasthi, A., Carrier, Y., Peron, J. P., Bettelli, E., Kamanaka, M., Flavell, R. A., Kuchroo, V. K., Oukka, M., Weiner, H. L. (2007) A dominant function for interleukin 27 in generating interleukin 10-producing anti-inflammatory T cells. *Nat. Immunol.* 8, 1380–1389.
3. Bussey KA, Brinkmann MM.(2018) Strategies for immune evasion by human tumor viruses. *Curr Opin Virol* Oct;32:30-39.
4. Chuan Qin, Luoqi Zhou et al (2020). Dysregulation of immune response in patients with COVID19 in Wuhan, China *Clinical Infectious Diseases*, ciaa248, <https://doi.org/10.1093/cid/ciaa248>.
5. Gowans, J. L., Knight, E. J. (2010) The route of re-circulation of lymphocytes in the rat. *Proc. R. Soc. Lond. B Biol.* 159, 257–282.
6. Kikkert M.(2020) Innate Immune Evasion by Human Respiratory RNA Viruses. *J Innate Immun*;12:4–20.
7. Meiron, M., Zohar, Y., Anunu, R., Wildbaum, G., Karin, N. (2013) CXCL12 (SDF-1) suppresses ongoing experimental autoimmune encephalomyelitis by selecting antigen-specific regulatory T cells. *J. Exp. Med.* 205, 2643–2655.
8. Murphy, K. M., Stockinger, B. (2017) Effector T cell plasticity: flexibility in the face of changing circumstances. *Nat. Immunol.* 11, 674–680.
9. Nazmi A, Dutta K, Hazra B, Basu A.(2014) Role of pattern recognition receptors in flavivirus infections. *Virus Res* Jun 24;185:32-40.
10. HPV Vaccine | Human Papillomavirus | CDC". www.cdc.gov. 2019-05-13. Retrieved 2019-06-14.
11. Types of Vaccines". coastalcarolinaresearch.com. Retrieved 2019-05-03.
12. Philadelphia, The Children's Hospital of (2014-08-18). "A Look at Each Vaccine: Hepatitis B Vaccine". www.chop.edu. Retrieved 2019-06-14.
13. Sakaguchi, S. (2005) Naturally arising Foxp3-expressing CD25CD4 regulatory T cells in immunological tolerance to self and non-self. *Nat. Immunol.* 6, 345–352.
14. Shaw AC, Goldstein DR, Montgomery RR.(2013) Age-dependent dysregulation of innate immunity. *Nat Rev Immunol*; 13(12): 875-87.
15. Shevach, E. M. (2009) Mechanisms of Foxp3 T regulatory cell-mediated suppression. *Immunity* 30, 636–645.
16. Springer, T. A. (2013) Traffic signals for lymphocyte recirculation and leukocyte emigration: the multistep paradigm. *Cell* 76, 301–314.