

# AUTOMATED COOKING MACHINE USING ARDUINO

<sup>1</sup> P.G.Venkatashaktivel, <sup>2</sup> Dr. Radhika Baskar

**Abstract--**'Customized cooking machine' as the name itself implies, cooking of sustenance subsequently with no human effort. Guideline point is to make cooking less difficult, fundamental and less time consuming. The machine will have pre-stacked plans of your choice and the proportion of fixings will be shown in a C language program, so you just need to pick the recipe you have to eat and the machine will start to set up your sustenance and illuminate you when the sustenance is readied. - The world has found in the earlier decade the section of motorization in most industrialized domains, for instance, robotization, manufactured, solid, material and contraptions ventures. The sustenance business is one of these ventures which expect a noteworthy activity in the economy of any country. As Iraq is one of the making countries and endeavours to compensate for some recent setbacks with the made countries, Iraq needs to construct its eagerness for this kind of industry. One of the huge bits of the making system for any piece of the business is robotization. In present day situation there is a quick increment in developments of machines which depend on robotization procedure and they are utilized in each division from home to ventures. Our machine comprises of acceptance cooker, bowls, oil and water siphon, flavour container and some different segments whose design is for stepwise expansion of fixings and preparing the nourishment in the end. We have recently structured cooking pot which maintains a strategic distance from the nourishments from consuming. This machine can get ready nourishment as close as nourishment which can be set up by a human hand. For speaking with the machine, we have introduced a HMI interface through which we offer order to the machine and each working procedure of the machine is constrained by Arduino2560 unit. This machine can be utilized in our everyday life and even in businesses for large scale manufacturing of certain nourishment items.

**Keywords--**Pre-loaded recipes, C-language program, Spice dispenser, Designed cooking pot, HMI interface picking.

## I INTRODUCTION

In a chocolate production line, chocolate molds are moved to the filling station; the molds are filled by an independent controller. The free-streaming mixture moves through the power of gravity from the support vessel into the molds by means of the filling station. To guarantee that the molds are constantly filled consistently, the support vessel should consistently be filled as consistently as conceivable at a particular level. Manual filling of the cradle vessel end up being also cost - escalated, and the robotized arrangement is thusly required for the leaving filling

---

<sup>1</sup>Department of Electronics and Communication Engineering, Saveetha School of Engineering, SIMATS, Chennai, India,

<sup>2</sup>Associate Professor, Department of Electronics and Communication Engineering, Saveetha School of Engineering, SIMATS, Chennai - 602105, India. Email: radhikabaskar@saveetha.com

station. Robotization process was acquainted with society for human welfare. Nature of nourishment arranged by various people vary in the taste however it is defeated if there should be an occurrence of a machine, we can make a similar nature of nourishment unfailingly. We can limit blunders and wastage of nourishment in the event of a machine. The machine gives quality nourishment, decrease in cooking time and less supervision is required by the client. Businesses utilizes robotization process if there should be an occurrence of creation of nourishment items over an enormous scale. Arduino [11] mega is the heart of the system. It controls all devices. Get the data's from devices and send to corporation using GSM Module.

## II LITERATURE SURVEY

In Reema patel et al., proposed That his work is introduced by utilizing PLC and HMI based mechanized cooking machine. according to the outcomes this machine can use in modern level in nourishment industry. According to the outcomes we can utilize this machine with elaboration in nourishment industry to do test repeatability with the specific strength of taste. Any place we can ready to keep up the cleanliness by along these lines then this machine will maintain a strategic distance from material wastage and work cost will likewise decreased by utilizing the robotization innovation.[1].

D.Kanimozhi et al., proposed that paper is about a proficient bundling machine which uses robotized machines to control the bundling territory of an industry. The proposed framework has done by executing the new strategy called HMI for contact screen. At long last the HMI writing computer programs is done through DOP Soft.[2].

Rakshitha M J et al., proposed that We want to get more experience and learn more. The effort to fit more into each day leaves little time for the most important factor affecting our quality of life— the food we eat. It's come a lot of great innovations that help us track our fitness, sleep, steps, pulse to live better. But the question of eating fresh & healthy is still to be tackled without any hassle. Sadly for most people mornings are hectic, particularly families with kids. It is very difficult to cope with hunger pangs in the present day situation.[3].

Amit B solanki et al., proposed that The detail plan and advancement of computerized cheap food machine for huge nourishment industry applications. Computerized inexpensive food machine is a gadget that crushing the duff blend of cheap food with following classified proficiency, for example, time, human exertion, wellbeing, cleaning and quality during cheap food making. Right now, is mostly advised about expense of the machine just as time efficiency. Therefore, creation pace of the inexpensive food making machine is high contrasted and other manual and economically accessible machines.[4].

Siraj M Tamboli et al., proposed With increment in innovation we will in general include more extravagance in the human way of life. Flour plying is tedious assignment for the greater part of the individuals in home and in numerous little ventures or bread shops. Presently day's kin are exchanging towards robotization of different undertakings. Right now is conceivable to make mixture utilizing microcontroller controlled machine. It runs on AC engine and it is anything but difficult to use. This item is centers especially around comfort in human way of life by giving simple method for batter manipulating. Right now, has been coordinated around rural areas of Kerala and north indian, by suggesting a couple of conversation starters to appreciate the necessities and inconveniences

of the nation people for making dosa and hitter. In the midst of the investigation some clear standard dosa making procedure were considered and grasped for thought assurance and segment.[5].

Hassan TH et al., focuses on centers around mechanizing a nourishment creation process by structuring an robotized framework depends on the innovations of the programmable rationale controller (PLC) to tackle two issues; the principal issue is to control decisively the measure of mixture that is filled in an item forms on a transport line which turns in a particular speed. The second issue is to screen any deviation in the speed of the transport line that moves the item and gives an admonition sign to the administrator in case of any deviation. The plan of the reproduction model essentially embraced the innovation of the controller type (PLC).[6].

Nizam uddin Ahamad et al., explain that A Fuzzy inference system for automated tea making process has been developed in this paper. The system takes five inputs and provides two outputs which decide the black tea and milk tea grade. Specifically, the proposed framework considers five significant attributes of hot tea refreshment, for example, water temperature, sugar, milk, preparing time and tea leaves amount for evaluating the beverage's quality as per the necessity of the client. It is possible to rate both black tea and milk tea with a grade based on the human expert judgment which is based on the taste and aroma of the tea. This automated tea making device will allow users to choose their favorite type of tea without figuring out how complicated it is to make a cup of hot tea drink.[7].

Praise sabu et al., designed Appam is a kind of hotcake made with matured rice player and coconut milk. It has massive degree for large scale manufacturing being a typical nourishment thing in eateries and homes in South Indian states particularly Kerala. The standard technique for making the Appam includes pouring the necessary measure of hitter in a dish and afterward spreading pretty much consistently. This conventional and manual method for setting up the Appam is repetitive with regards to large scale manufacturing considering the creation cost, setting aside a few minutes and the related vitality utilization. Furthermore, it requests the administration of gifted workers too. Inventive programmed producers for nourishment things, for example, Chapatti and Dosa are accessible in showcase even though extension for a few better structures exists for such frameworks.[8]

### III OBJECTIVES

On the off chance that it is utilized on little scale, at that point we can decrease the supervision time which we give in typical preparing of our nourishment and we can diminish the odds of any mistakes which may change the nature of nourishment which we are getting ready. In the event that it is utilized on enormous scale it will diminish the generation time of nourishment items, quality isn't undermined, work cost is diminished since there will be need of less supervision, so at last ventures can increase colossal benefits by the assistance of robotization process. We can store immense number of nourishment items in the memory of machine for the creation and an appropriate cleanliness is kept up all through the procedure. This machine has following destinations:

- Automatic preparing of nourishment is finished.
  - Quality of nourishment isn't undermined.
  - We can store assortment of plans in the memory of machine.
  - Less supervision is required in nourishment readiness

- Proper Hygiene is kept up.
- Reduction in wastage of nourishment. Mechanical Parts and its working:

- 1) Bowls: We will place crude nourishment fixings in this.
- 2) Liquid Containers: For apportioning of water and oil in nourishment readiness.
- 3) Main shaft: It will move the bowl conveying crude nourishment fixings and apportion it into the cooking pot.
- 4) Motor with siphon: It gives water and oil for nourishment arrangement into the cooking pot.
- 5) Induction cooker: It is utilized to give distinctive warmth temperatures to the preparing pot for nourishment readiness
- 6) Stirrer: It pivots the nourishment fixings present in the cooking pot so the nourishment don't get singed.
- 7) Spice gadget: It will apportion required measure of flavors and required flavors into cooking pot.
- 8) CookingPot: It gathers the flavors, crude nourishment fixings, oil and water and readies the nourishment inside.

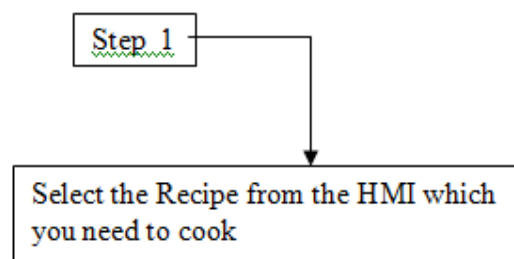
Electrical Parts and its working: -

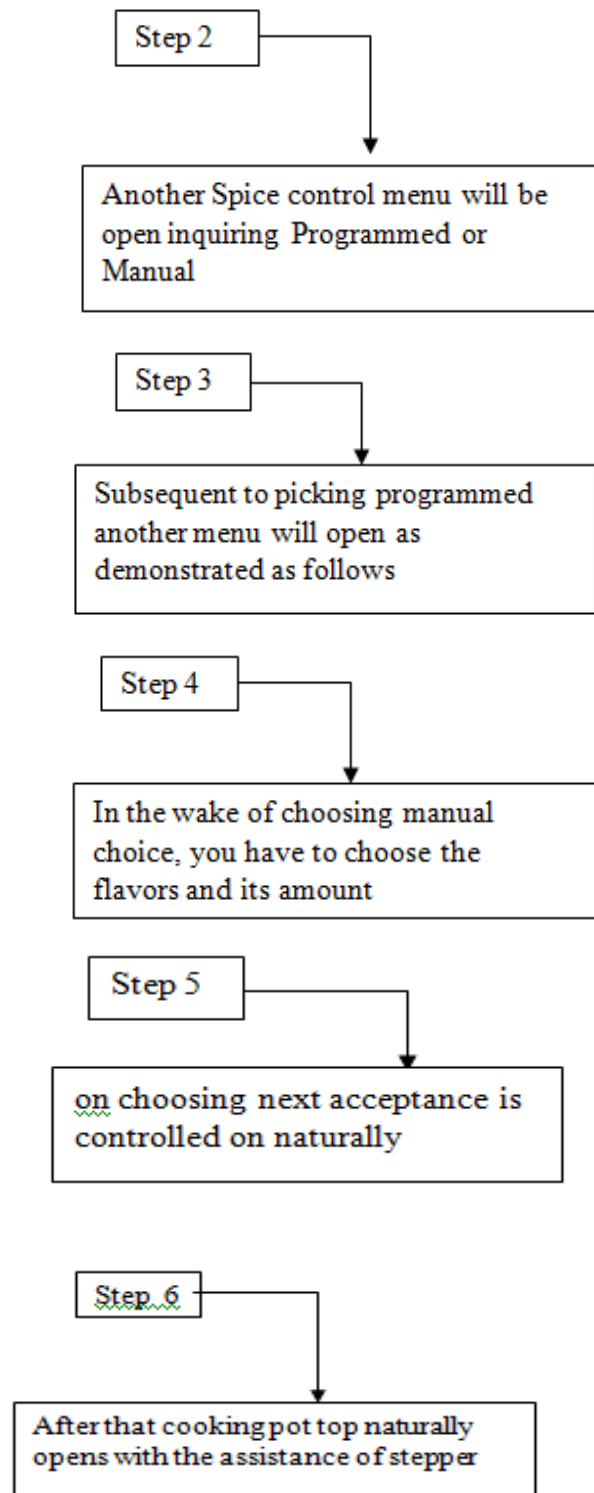
- 1) HMI: It is utilized for speaking with the machine.
- 2) Arduino 2560: It administers all the procedure of the machine and each guidance is stacked in it.
- 3) Power Supply: It offers capacity to each electrical hardware present in the machine.
- 4) Servo engine: It is utilized to move vegetables bowls and furthermore in zest container.
- 5) Induction cooker: For giving warmth to cooking pot.

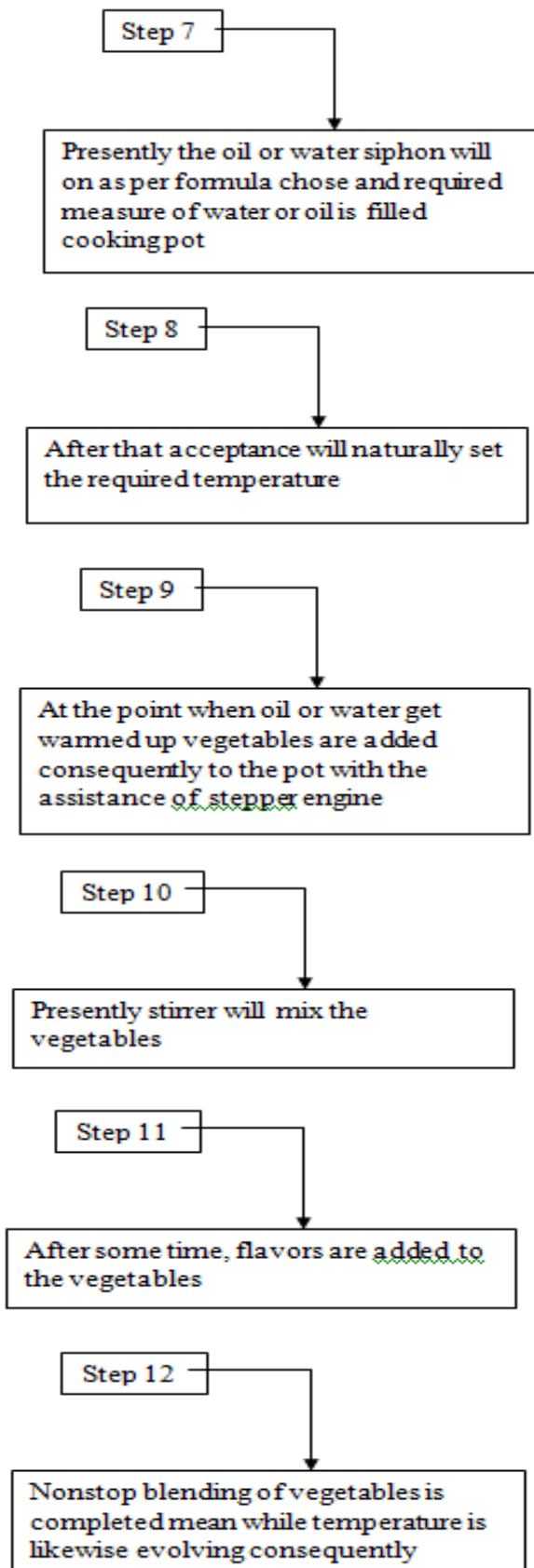
## IV METHODOLOGY

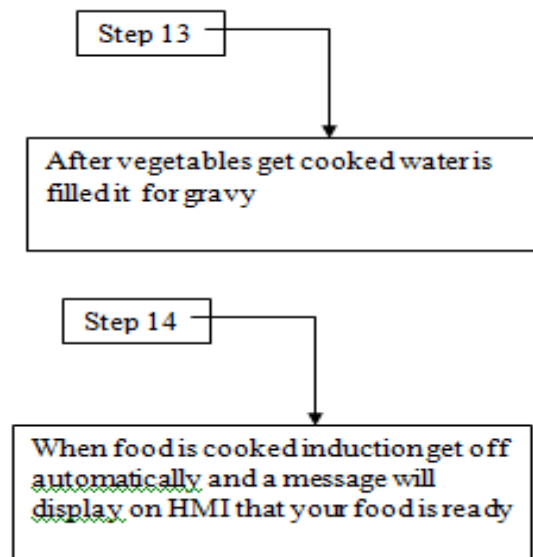
For each nourishment readiness there are various directions given and measures which ought to be taken before we start the cooking procedure. In our venture we have given guidelines to cooking of these items: for example Maggi, Kadhai Paneer, Chilly Paneer. Each dish has their own arrangement of directions gave and the dish will be set up in stepwise way. Acceptance is turned on and the warmth is additionally balanced consequently for each dish readiness and legitimate cooking of food.

Various steps for cooking are:









## V CONCLUSION

Utilizing control strategies of the programmable rationale controller (PLC) diminishes the hour of the reacting responses of the framework to any progressions that happen in the factors of the framework as appeared in the reproduction results, so it very well may be said that this control framework is more effective than old style control framework. Utilizing the implicit PWM capacity of the (PLC) in the reproduction decreases the electric force devoured by the siphon which prompts monetary force putting something aside for the entire processing plant. These are the outcomes gotten after different test checks: 1. Test is carried out repeatability. 2. Wastage of nourishment is decreased. 3. Legitimate cleanliness is kept up in nourishment planning. 4. The individuals who even don't realize cooking can cook with the assistance of this machine. 5. This machine can be utilized in home just as in eateries. 6. Consuming of nourishment because of human slip-up is killed. 7. Nature of nourishment is same constantly. 8. Work cost is decreased since less supervision is required.

## REFERENCES

1. Reema Patel, A.N.Shewale and C.S.Patil, "Robotized Cooking Machine Using Programmable Logic Controller," IEEE International Journal of Computer Science Trends and Technology (IJCS T), Volume 4 Issue 4, Jul - Aug 2016.
2. D Kanimozhi, B Nantheni Devi and T Manochandar, "PLC Controlled Automatic Food Packaging Machine," International Journal of Engineering Trends and Technology (IJETT), Volume 30 Number 1 - December 2015.
3. Rakshitha M J, Mr. Madan G, Dr. K R Prakash and Mr. Shivaraj C S, "Design and development of Automated food maker," in International Research Journal of Engineering and Technology (IRJET), Vol.6, No.6 June, 2019, -ISSN: 2395-0072.

4. Amit B Solanki, V R Solanki and D N Shah, "Structure and Development of Automatic Fast sustenance Machine," International Journal of Mechanical Engineering and Robotics Research Vol. 3, No. 3, July, 2014 ISSN 2278-0149..
5. Siraj M Tamboli, "Smart Dough Making Machine," Imperial Journal of Interdisciplinary Research (IJIR), Vol-3, Issue-4, 2017 ISSN: 2454-1362.
6. Hassaan th. h. Thabet and Maysara a. Qasim, "Proposed mechanical idea for mechanizing a nourishment creation process utilizing PLC" International Conference on Electrical Communication, Computer, Power, and Control Engineering (ICECCPCE), 2013.
7. Nizam Uddin Ahamed; Zahari Bin Taha; Ismail B. Mohd Khairuddin; Tasriva Sikandar; Md. Asraf Ali, "Development Of Fuzzy Inference System For Automatic Tea Making," in 2016 IEEE International Conference On Automatic Control And Intelligent Systems (I2CACIS), Pages: 196 – 201..
8. Praise Sabu, Sreerag M P, Sukesh P P, "Design and Development of Automated Appam Maker," IJRST, Volume 3 | Issue 11 | April 2017 ISSN (online): 2349-6010.
9. Kaviraj. N, "Automatic Vegetable Curry Maker (AVC - Maker)," in International Journal of Engineering Sciences & Research Technology (IJESRT), (Vol.6, No. 2) 2017-03-02, Page: 53-55, ISSN:2277-9655 6(2): February, 2017.
10. Amit Kumar, Amit Prakash, Priyanka Datta, Rajesh Kumar and Anant Gopal, "Automatic cooking machine using Arduino," in International Journal of Recent Technology and Engineering (IJRTE), ISSN: 2277-3878, Volume-8 Issue-2, July 2019.
11. Shahada, S.A.A., Hreiji, S.M. and Shamsudheen, S., "OT BASED GARBAGE CLEARANCE ALERT SYSTEM WITH GPS LOCATION USING ARDUINO" in International Journal of MC Square Scientific Research, 11(1), pp.1-8.