

AWARENESS OF MEDICINAL APPLICATIONS OF ALTERNANTHERA SESSILIS AMONG DENTAL STUDENTS

Nithyanandham Masilamani¹, Dhanraj Ganapathy²

Abstract

Alternanthera sessilis is a yearly or perpetual prostate weed, found all through the more smoking piece of India, climbing to a height of 1200 m. The plant has been scientifically demonstrated to comprise of substance constituents like α - and β -spinasterols, lupeol disconnected from roots. The aim of the study was to assess the awareness of medicinal applications of *Alternanthera sessilis* among dental students. A cross sectional study was done with a self-administered questionnaire with 10 questions circulated among 100 dental students. The questionnaire assessed the awareness about *Alternanthera sessilis* therapy in medical applications, their wound healing properties, antiglycaemic applications, memory enhancement applications, anti ulcer, diarrhoeal and anti inflammatory activity. The responses were recorded and analysed. 91% of the respondents were not aware of medicinal applications of *Alternanthera sessilis* therapy. 85% were not aware of wound healing properties of *Alternanthera sessilis* therapy. 87% were not aware of anti glycaemic properties of *Alternanthera sessilis* therapy. 85% were not aware of memory enhancement properties of *Alternanthera sessilis* therapy. 89% were not aware of anti ulcer properties of *Alternanthera sessilis* therapy. 83% were not aware of anti diarrhoeal of *Alternanthera sessilis* therapy. 89% were not aware of anti inflammatory properties of *Alternanthera sessilis* therapy. The awareness about the use of *Alternanthera sessilis* therapy in medical applications is low among dental students. Increased awareness programs and sensitization and continuing dental education programs along with greater importance to the curricular modifications can further enhance knowledge and awareness about *Alternanthera sessilis* therapy.

Keywords: Awareness, *Alternanthera sessilis*, dental students

Introduction

The central nervous system (CNS) involves the brain tissues and spinal cord. The term neuraxial sedation alludes to the position of nearby sedative in or around the CNS. Spinal sedation is a neuraxial sedation procedure in which nearby sedative is put legitimately in the intrathecal space. The subarachnoid space stores clean cerebrospinal liquid (CSF), the unmistakable liquid that washes the brain and spinal cord. There are generally around 100 to 140 mL of CSF in a grown-up human which constantly cycles for the duration of the day. Roughly 300 mL of CSF gets created each day. Other neuraxial methods incorporate epidural and caudal

¹ Tutor, Department of Prosthodontics, Saveetha Dental College and Hospitals, Saveetha Institute of Medical and Technical Sciences, Chennai, India.

² Corresponding Author: Professor & Head of Department, Department of Prosthodontics, Saveetha Dental College and Hospitals, Saveetha Institute of Medical and Technical Sciences, Chennai, India,
Email: dhanrajmaganapathy@yahoo.co.in

Current utilisation of revitalizing plants and phytochemicals worldwide and our logical information on them involves the advanced field of the "phytochemistry." The field is one of a kind among the biomedical sciences in that as opposed to testing a theory, in the phytochemistry analysts attempt to decide if plants regularly utilized in customary medication brings benefits for well being and, assuming this is the case, what their systems of activity are.

In spite of the basic conviction that phytochemicals are sheltered, they all have natural dangers simply like manufactured mixes. Consequently it is inside the extent of the phytochemistry to clarify symptoms, proper portions, distinguish bioactive phytochemicals and methods of extraction and protection. Other than these, legitimate viewpoints in regards to guideline of the remedy and business offer of therapeutic plants involve banter all around the globe. ([Dhawan & Rastogi, 2017](#))

Alternanthera sessilis is a yearly or enduring prostate weed in India, growing at an altitude of 1200 m. ([Harborne, 1987](#)) The plant has been scientifically demonstrated to comprise of concoction constituents like α - and β -spinasterols, lupeol separated from roots. ([Kinghorn & Douglas Kinghorn, 2004](#)) Apart from the abovementioned, plant additionally contains stigmasterol β -sitosterol, etc. ([Sinha et al., 1986](#)) The herb has been accounted for as cholagogue, galactagogue, abortifacient, and febrifuge and is likewise supposed to be utilized in indigestion. The leaves are utilized in eye infections, treating wounds, antitoxin and skin diseases. Hence this study was done with aim to assess the awareness of medical applications of *Alternanthera sessilis* among dental students.

Materials and method

A cross sectional study was done with a self-administered questionnaire with 10 questions circulated among 100 dental students. The questionnaire assessed the awareness about *Alternanthera sessilis* therapy in medicinal applications, their wound healing properties, antiglycaemic applications, memory enhancement applications, anti ulcer, diarrhoeal and anti inflammatory activity. The responses were recorded and analysed.

Results

91% of the respondents were not aware of medicinal applications of *Alternanthera sessilis* therapy (Fig 1). 85% were not aware of wound healing properties of *Alternanthera sessilis* therapy (Fig 2). 87% were not aware of anti glycaemic properties of *Alternanthera sessilis* therapy (Fig 3). 85% were not aware of memory enhancement properties of *Alternanthera sessilis* therapy (Fig 4). 89% were not aware of anti ulcer properties of *Alternanthera sessilis* therapy (Fig 5). 83% were not aware of anti diarrhoeal of *Alternanthera sessilis* therapy (Fig 6). 89% were not aware of anti inflammatory properties of *Alternanthera sessilis* therapy (Fig 7).

Fig 1: Awareness of *Alternanthera sessilis* therapy

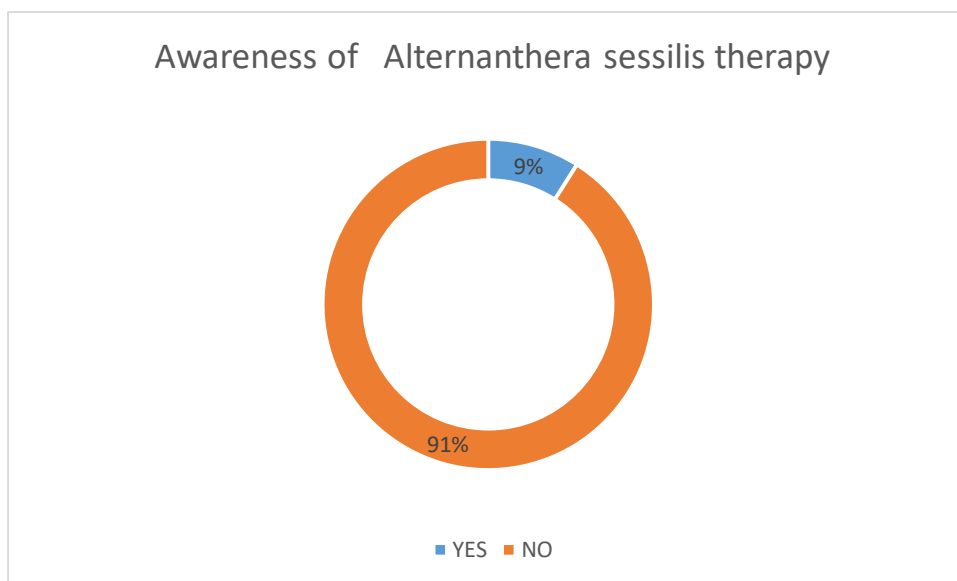


Fig 2: Awareness of wound healing properties of Alternanthera sessilis therapy



Fig 3: Awareness of anti glycaemic properties of Alternanthera sessilis therapy

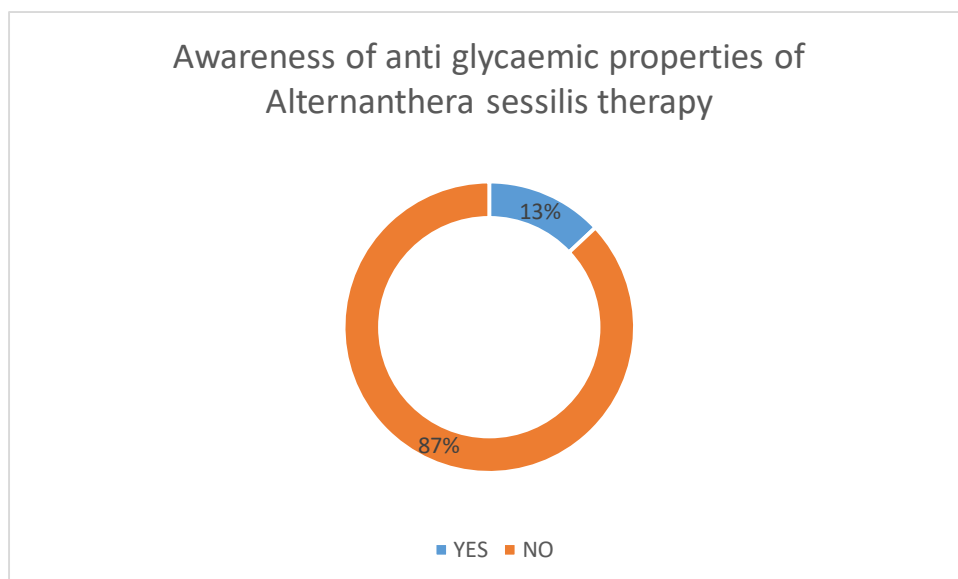


Fig 4: Awareness of memory enhanced properties of *Alternanthera sessilis* therapy

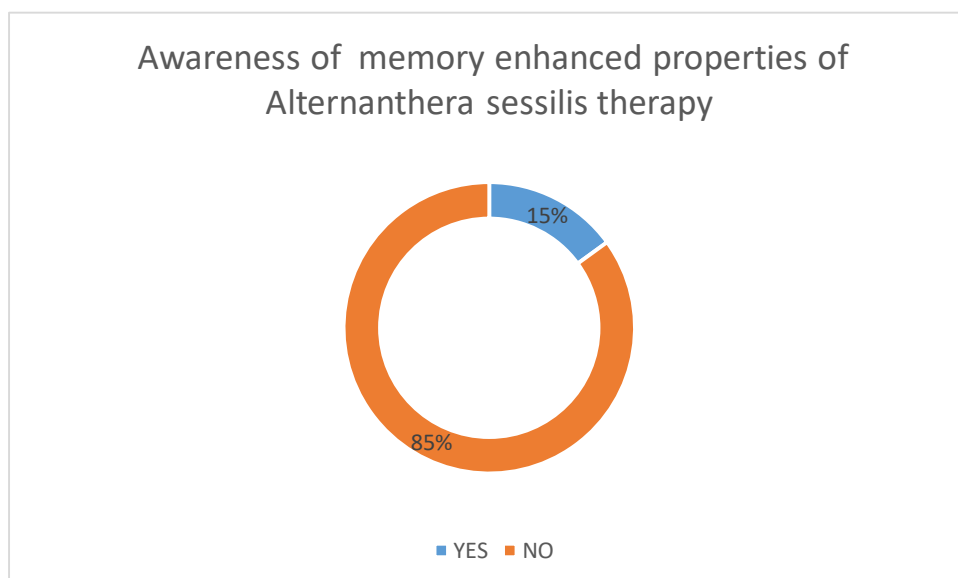


Fig 5: Awareness of anti ulcer properties of *Alternanthera sessilis* therapy

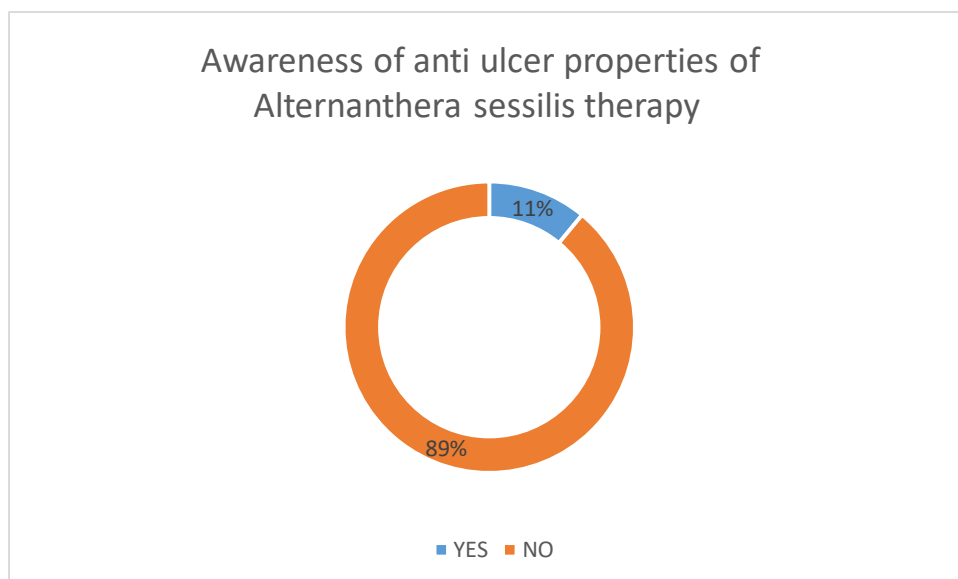


Fig 6: Awareness of anti diahorreal properties of Alternanthera sessilis therapy

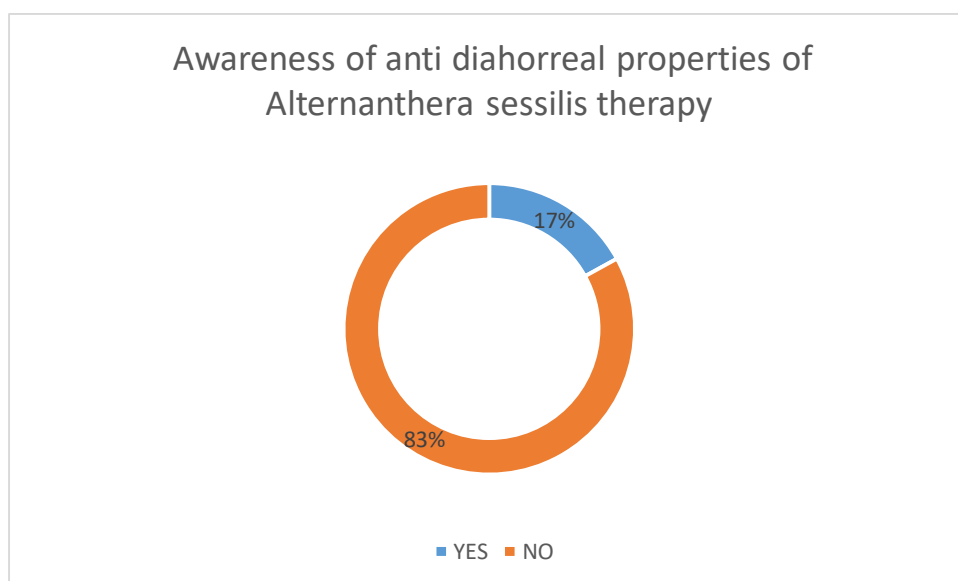
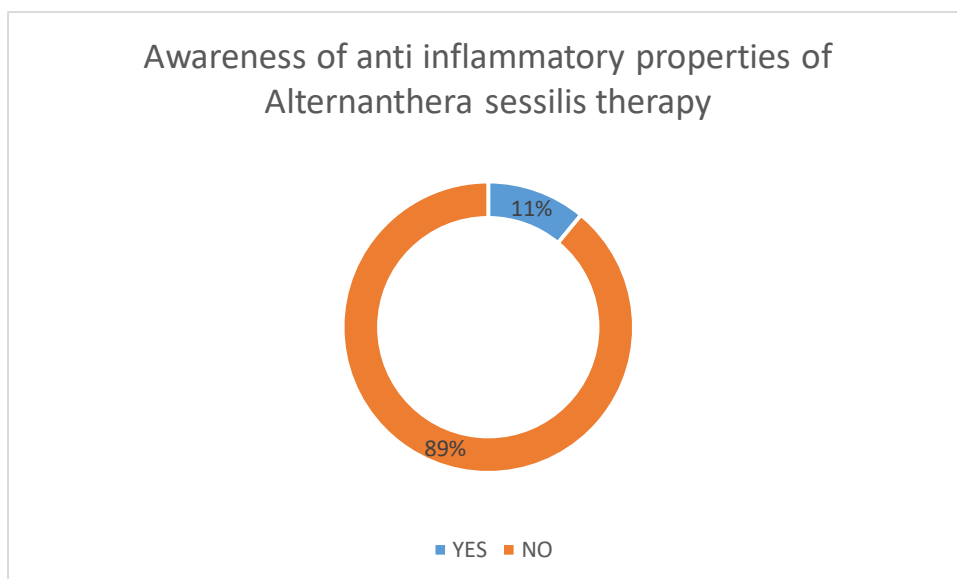


Fig 7: Awareness of anti inflammatory properties of Alternanthera sessilis therapy



Discussion

The wound curative attribute of *Alternanthera sessilis* is ascribed to the phyto compounds in the herb (Nayak et al., 2007). Sterols are the evidentiary components of chloroform extract during phytochemical exam and sterols are responsible for wound curative activity. (Jalalpure et al., 2008) Sterols build collagen essence and level of collagen cross-link inside the wound advances cell division and the development of fibro osseous tissues. (Douglas, 2010)

Hostile to bacterial action and conceivable cytotoxicity as showed by brackish water shrimp lethality examine has been accounted for for *A. sessilis* (Abbiw, 1990). Ethyl acetic acid derivation division of *A. sessilis* Red has been accounted for to decrease glucose, triglyceride, and free unsaturated fat level when regulated to corpulent sort 2 diabetic rodents incited by high fat eating regimen and streptozotocin (Tan & Kim, 2013). Hostile to hypersensitive impact of ethanolic concentrate of the plant has additionally been depicted (Rayees et al., 2013; Tan & Kim, 2013).

The watched non-opiate pain relieving movement of AS can be because of its capacity to square prostaglandin union through restraint of lipooxygenase and additionally cyclooxygenase activates alkaloids, flavonoids, and tannins present for the pain relieving impact.

Nitric oxide assumes a significant job in different inflammatory procedures however the overproduction of nitric oxide adds to different sicknesses. The harmfulness of NO increments incredibly when it responds with superoxide radical, framing the exceptionally receptive peroxynitrite anion $ONOO^-$. The plant remove rival oxygen to respond with NO along these lines repressing the arrangement of nitrite. Based on results got it might be reasoned that *Alternanthera sessilis* demonstrated the intense radicals rummaging movement and metal particle chelating activity. The distinction in the cancer prevention agent action in various concentrate might be because of the diverse phytochemical constituents present at various percentage (Lin et al., 1994)

The nootropic impacts of the leaves of *Alternanthera sessilis* are observed. Methanol concentrates of leaves *Alternanthera sessilis* impact on obtaining, maintenance and recovery of spatial acknowledgment and memory. The higher portions evoked more prominent reactions mice models contemplated and were equivalent to that accomplished with the standard medication.

Lin et al announced the hepatoprotective impacts of *Alternanthera sessilis* with decrease in rise of serum glutamate oxaloacetic transaminase (SGOT) and glutamate pyruvic transaminase (SGPT) levels could be seen at 24 h after organization of hepatotoxins. These serological perceptions were likewise affirmed by microscopic assessments and showed hepatic protection. (Lin et al., 1994)

The hematinic action of *Alternanthera sessilis* was explored by observing the adjustment in serum ferritin and hemoglobin levels of mice. Guinea pigs were prompted of pallor after which various portions of test were directed orally for 14 days. The standard medication utilized was ferrous sulphate, as the positive control and water as the negative control. Aftereffects of the examination demonstrated a huge increment in serum ferritin and haemoglobin levels.

The in vivo antiulcer movement of the chloroform insoluble ethanolic concentrate of entire plant of *A. sessilis* utilizing various models of ulceration in rodents, viz. pylorus ligation, headache medicine actuated and cold-restriction stress-initiated gastric injuries in rodents. Boundaries taken to evaluate antiulcer movement were volume of gastric discharge, pH, free causticity, complete acidity, ulcer list and % hindrance of gastric ulcers in pylorus ligation model. While in ibuprofen and cold safe pressure actuated models, ulcer record and % restraint of gastric ulcers was resolved. Famotidine (20mg/kg) was utilized as a source of perspective medication and displayed noteworthy results. (Jain et al., 2016) .

Anti-diabetic action of the herb *Alternanthera sessilis*, exhibited that alcoholic and fluid concentrates demonstrated critical decrease in blood glucose levels of STZ incited diabetic rodents and the action of both the concentrates was very noteworthy and empowering. The Antidiabetic action of *A. sessilis* can be ascribed to the nearness triterpenoids, phytosterols and glycosides. The outcomes likewise further uncovered that the fluid concentrate is somewhat less compelling when contrasted and alcoholic concentrate.

Researchers uncovered the counter diarrhoeal development of the liquid concentrate of dried entire plant material of *Alternanthera sessilis* Linn. The diarrhoea was impelled in mice by the association of 0.3 ml of castor oil, with the benchmark bunch tolerating water. The liquid concentrate of *A. sessilis* showed essential antidiarrhoeal activity against castor oil incited the runs in mice in light of its inhibitory effect both on gastrointestinal driving force and fluid secretion (Lohumi et al., 2017)

The calming activity of ethanolic and watery concentrates of *Alternanthera sessilis* at doses of 200 and 400mg/kg body weight using carrageenan incited rat paw edema model was observed. It suggested that the arrangement of action of *Alternanthera sessilis* may be related to the prostaglandin amalgamation obstruction, as portrayed for the alleviating instrument of Indomethacin in the restriction of the ignitable methodology impelled by means of carrageenan. This seeing showed up and considered as used in therapeutics for rewarding inflammation. (Lin et al., 1994)

Conclusion

The awareness about the use of *Alternanthera sessilis* therapy in medicinal applications is low among dental students. Increased awareness programs and sensitization and continuing dental education programs along with greater importance to the curricular modifications can further enhance knowledge and awareness about *Alternanthera sessilis* therapy.

Funding Support:

The authors declare that they have no funding support for this study.

Conflict of Interest:

The authors declare that they have no conflict of interest.

References

1. Abbiw, D. K. (1990). *Useful plants of Ghana: West African uses of wild and cultivated plants*. Intermediate Technology.
2. Dhawan, B. N., & Rastogi, R. P. (2017). Recent Developments from Indian Medicinal Plants. In *The Medicinal Plant Industry* (pp. 185–208). <https://doi.org/10.1201/9780203736395-13>
3. Douglas, H. E. (2010). TGF- β in wound healing: a review. In *Journal of Wound Care* (Vol. 19, Issue 9, pp. 403–406). <https://doi.org/10.12968/jowc.2010.19.9.78235>
4. Harborne, J. B. (1987). The wealth of India, raw materials, volume 1a, revised edition: produced and published by the Publications and Information Directorate, CSIR, Hillside Road, New Delhi, 110012, 1985. 512 pp. \$47. In *Phytochemistry* (Vol. 26, Issue 9, pp. 2654–2654). [https://doi.org/10.1016/s0031-9422\(00\)83907-2](https://doi.org/10.1016/s0031-9422(00)83907-2)
5. Jain, A., Roy, S., Joshi*, A., & Joshi, N. (2016). Evaluation of In-vitro cytotoxic and antioxidant activity of methanolic extracts of *Ipomoea carnea* and *Alternanthera sessilis*. In *International Journal of Bioassays* (Vol. 5, Issue 08, p. 4763). <https://doi.org/10.21746/ijbio.2016.08.008>
6. Jalalpure, S., Agrawal, N., Patil, M. B., Chimkode, R., & Tripathi, A. (2008). Antimicrobial and wound healing activities of leaves of *Alternanthera sessilis* Linn. In *International Journal of Green Pharmacy* (Vol. 2, Issue 3, p. 141). <https://doi.org/10.4103/0973-8258.42729>
7. Kinghorn, A. D., & Douglas Kinghorn, A. (2004). Quality Standards of Indian Medicinal Plants, Vol. 1 A. K. Gupta, Coordinator (Medicinal Plants Unit, Indian Council of Medical Research). Indian Council of Medicinal Research, Ansari Nagar, New Delhi, India. 2003. xvii 262 pp. 20 × 27.5 cm. \$40.00. ISBN-0972-7213. In *Journal of Natural Products* (Vol. 67, Issue 4, pp. 739–740). <https://doi.org/10.1021/np030714y>
8. Lin, S.-C., Lin, Y.-H., Shyu, S.-J., & Lin, C.-C. (1994). Hepatoprotective effects of Taiwan folk medicine: *Alternanthera sessilis* on liver damage induced by various hepatotoxins. In *Phytotherapy Research* (Vol. 8, Issue 7, pp. 391–398). <https://doi.org/10.1002/ptr.2650080703>

9. Lohumi, P., Kumar, T., & Nogai, L. (2017). EVALUATION OF ETHANOLIC ROOT EXTRACT OF PARTHENIUM HYSTEROPHORUS LINN FOR ANTIOXIDANT AND ANTI-INFLAMMATORY ACTIVITY. In *International Journal of Current Pharmaceutical Research* (pp. 194–197). <https://doi.org/10.22159/ijcpr.2017v9i5.22327>
10. Nayak, B. S., Anderson, M., & Pinto Pereira, L. M. (2007). Evaluation of wound-healing potential of Catharanthus roseus leaf extract in rats. In *Fitoterapia* (Vol. 78, Issues 7-8, pp. 540–544). <https://doi.org/10.1016/j.fitote.2007.06.008>
11. Rayees, S., Kumar, A., Rasool, S., Kaiser, P., Satti, N. K., Sangwan, P. L., Singh, S., Johri, R. K., & Singh, G. (2013). Ethanolic Extract of *Alternanthera sessilis* (AS-1) Inhibits IgE-mediated Allergic Response in RBL-2H3 Cells. In *Immunological Investigations* (Vol. 42, Issue 6, pp. 470–480). <https://doi.org/10.3109/08820139.2013.789909>
12. Sinha, P., Arora, V. K., Ansari, M. S., & Wahi, S. P. (1986). Pharmacognostic Studies on the Stem of *Alternanthera sessilis* R.Br. In *International Journal of Crude Drug Research* (Vol. 24, Issue 1, pp. 7–15). <https://doi.org/10.3109/13880208609060880>
13. Tan, K. K., & Kim, K. H. (2013). *Alternanthera sessilis* Red Ethyl Acetate Fraction Exhibits Antidiabetic Potential on Obese Type 2 Diabetic Rats. *Evidence-Based Complementary and Alternative Medicine: eCAM*, 2013, 845172.