

Building A Kinetic Expectation Scale For Goalkeepers During A Penalty Shootout Of The Premier League Football Clubs For The 2018-2019 Sports Season In The Republic Of Iraq

Maytham Mutair Hamidi Al-Karizi, Imad Abdul Jabbar Murad and Omar Sameer Dhannoon

Abstract--- *The research aims to build the kinetic prediction scale for soccer Premier League clubs in soccer during a penalty shootout for the 2018-2019 sports season for the Republic of Iraq, and the researcher used the descriptive method of the sample and applied the basic study to a sample. (19) Goalkeeper clubs from the English Football League (Figure Finder) were randomly chosen, and they used appropriate statistical treatments. Six axes (self-confidence - focus attention - kinematic response - emotional balance - skill and challenge - facing anxiety) were extracted, the main axes of the kinetic expectation scale of soccer goals in the Premier League in football, and reached the presence of standard levels dimensions of the scale and we recommend it to measure The kinetic expectation of the goalkeepers.*

Keywords--- *Penalty Shootout, Premier League Football Clubs.*

I. INTRODUCTION TO THE RESEARCH

The modern era is witnessing a major development in all aspects of life, including football in a way that is commensurate with the results of the results achieved by these teams in their domestic and international championships. The visual senses are moving quickly to cut or block these balls. There are three stages that can be passed for the occurrence of the prediction process, including the acquisition stage as a result of objective monitoring of the player's movement and storage stage by storing, translating, and interpreting these instructions through the brain. With the brain, the stage of implementation, and the move towards the ball to repel it, goalkeepers in national teams and in the Premier League often encounter these stages, which is an indication of the positive results of the goalkeeper and the team.

Mahmoud Abdel-Fattah Marouf (1995) kinetic expectation that it is mental prior preparation and it is a complex kinetic intellectual issue. In *The Other Team* (394): 14

The correct prediction depends on the appropriate timing and reaction speed and the explosive strength of the goalkeeper as a result of continuous training on penalty kicks and experiences gained from matches because it improves speed and accuracy in the decision to prevent penalty kicks.

*Maytham Mutair Hamidi Al-Karizi, Lect., Ministry of Education - Directorate General of Education in Maysan Governorate, Iraq.
E-mail: mathemmatter6@gmail.com
Imad Abdul Jabbar Murad, Ministry of Education, Directorate General of Education in Nineveh Governorate, Iraq.
E-mail: Emadmurad1979@gmail.com
Omar Sameer Dhannoon, Lect Assist. Prof., University of Mosul - College of Physical Education and Sports Science, Iraq.
E-mail: omarhamoo79@gmail.com*

The term Khion (2002) emphasizes that rapid decision-making is closely related to strong expectations. The more accurate the prediction, the faster the decision-making. A trustee who has experience expects what will happen in the future and when it will happen, so he is prepared for these developments, as animation programs are pre-positioned for the purpose of taking them, only what shows the incentive. Here it should be noted that the accuracy of decision-making depends on two factors: The first: It is the precise identification of the stimulus because of the basic diagnostic information for the purpose of the interaction. The second factor: is the information stored in the memory that represents the previous experience. Whenever there are accurate information and different kinematic programs stored, this means that the goalkeeper has the opportunity to take a precise response to improve and develop motor projection: which aims to develop the level of performance and reach the level of higher competition. (29:16).

Research Problem

Sports teams in the Iraqi soccer Premier League face a number of obstacles ,including those related to psychological aspects and psychological preparation for players, especially goalkeepers ,in the correct reading to anticipate the ball during the penalty shootout and achieve positive results to resolve the results of the match and move towards stardom to represent the Olympic and national teams through interest in the side

Training and mental response to repel these kicks and improve the level of performance and speed of his reaction and focus on the player's movement during implementation. From here, these obstacles or problems can be summarized in the following: -

- The scarcity of procedures used to study the kinetic expectation of goalkeepers in the English football league in the Republic of Iraq.

Lack of interest in developing psychological factors, including kinetic expectation in developing mental skills among goalkeepers, such as focus, rapid motor response, and facing anxiety and psychological stress during competition.

The absence of a good goalkeeper representing the national team and what happened to the Iraqi team losing to the Bahraini team by penalty shootouts and its exit from the final rounds of the Gulf Championship in the decimal version was evident in the poor performance

Research Aims

1. Building a measure of the goalkeepers 'expectation during a penalty shootout in the Premier League football, Republic of Iraq.

Hypotheses

1. The kinetic expectations of the goalkeepers can be measured during a penalty shootout on the English Football League clubs.

Research Terms

Motor Prediction: Qasim Hassan Hussein Marouf (1998) Motor Prediction is that "the speed of information reaches the brain with the digestion of this information from the early implementation of the motor performance according to a method developed for the implementation of the motor duty." (311: 9)

II. RESEARCH FOR PLANS AND PROCEDURES

Research Methodology

The researcher used the descriptive approach (by the survey method) in proportion to the nature of the research.

Research Community

The Premier League soccer goalkeepers in the Republic of Iraq for 2018/2019 included doctors in the following clubs (Police Club) 2 (Goalkeeper and Student Club) 3 (Al-Zawra Club) 2 (Air Club) 2 (Maysan Oil Club) 1 (Al-Diwaniyah Club) 2 (Erbil Club) 2 (and Al-Karkh Club) 1 (and the Southern Oil Club) 1 (and Al-Najaf Club) 1 Al-Hedoud Club 2 (total number) 19) Goalkeeper

Research Sample

The research eye selected the basic random method, as the primary sample size reached (19 A goalkeeper from the Iraqi Premier League clubs for the 2018/2019 training season as shown in Table No. (1)

Table 1: Numerical Description of the Research Sample by Clubs Distributed According to Age and Years of Experience n = 19

Years of Experience			Age level		
Percentage%	Repetition	No number	The ratio of%	A to repeat	A number
10.5	2	5	5.3	1	24
21.1	4	6	31.6	6	25
21.1	4	7	15.8	3	26
10.5	2	8	5.3	1	27
5.3	1	9	15.8	3	28
15.8	3	10	10.5	2	29
10.5	2	11	10.5	2	30
5.3	1	15th	5.3	1	31
100.0	19	Total	100.0	19	Total

Table No. (1) Numerical description of the research sample by clubs distributed according to age and years of experience n = 19

Note from Table (1) above that 31% of the goalkeepers were at the age of 25 the year accounted for 15.8% of the goalkeepers of more than 30. Also, goalkeepers' years of experience were in the 6-7 years category, as they constituted 42.2% of the studied sample, constituted the lowest percentage of years of experience in the 15-year category, at 5.3% of the studied sample.

Conditions for Selecting a Sample

- That the player is registered in the Iraqi Clubs League. 2 - The player is over the age of 18.

Research fields

Time-domain: The basic study procedures were conducted from 1/2/2020 - 27/4/2020

Spatial domain: Clubs joint teams in the Premier League 13/2/2020 - 22/2/2020

The humanitarian field: Included goalkeeper clubs in the Premier League in Iraq for the 2018/2019 season

Data collection tools: The researcher designed the dynamic projection scale using scientific methods to build the scale

Research tools included: - The kinetic expectation scale (the researcher's numbers). Within the limits of the researcher's view that there is no scale available to measure the kinetic expectations of the Premier League goalkeepers in Iraq, the researcher has prepared a measure for this purpose, by following the steps below.

Steps to build a scale:

1. See some scientific references and previous studies related to the subject of research in the field of sports psychology Mahmoud Abdel-Fattah 1995 (14) and Khyoun 2002 (1 6) Ali Khoman 2007 (8).
2. The researcher has formulated a number of axes related to motor expectations and presented them to the experts, which number (13) and reached (10) topics, and they were answered after deleting the axis (optimism and feeling). Psychological affiliation and accuracy (as in Table 2) the number of axes (6) and each axis (8) phrases and the number of phrases (48)

Table 2: Proportion of Referees who Agreed on the Sources of the Kinetic Expectation of the Goalkeepers in the Football Premier League n= 13 Distress

Agreement rate		the hub
Approval rate%	Repetition	
84.61%	11	Self confidence
46.15%	6	optimism
92.30%	12	Focus attention
84.61%	11	Kinetic response
84.61%	11	Emotional equilibrium
53.84%	7	Sensation
30.76%	4	Psychological affiliation
92.30%	12	Skill and challenge
76.92%	10	Face anxiety
38.46%	5	Precision

It is clear from Table (2) the arbitrator's opinion poll to measure kinetic prediction = n = 13

With regard to frequency and percentage, the relative importance of the arbitrator's agreement on the axes ranged between (30.76% to 92.30%). The researcher was satisfied with the approval of the axes with a percentage (76.92 to 92.30%) and therefore the scale in its initial form contains (6 (the axes as shown in Table 2)).

The validity of external and internal consistency (apparent): The researcher presented the scale to experts specializing in general psychology and mathematical psychology to determine the suitability of phrases as in Table No. (3).

Table No. (3) shows the validity of the external consistency, the relative importance of arbitrators for each

sentence, the dimension to which they belong, the sincerity of the internal consistency (correlation coefficient) of the phrase, and the dimension in which the arbitrators developed = 13 and the research community n = 19

Table 3: Shows the Validity of the External and Internal Consistency (Correlation Coefficient) and the Relative Importance of Arbitrators to the Term and the Dimension to which it Belongs

Degree of confidence	Correlation coefficient	Relative importance	not agree		Ok you need to amend		OK		ferries		T
			100 %	Repetition	100%	Repetition	100 %	Repetition			
0.040	0.475	92.31	7.69	1	0.00	0	92.31	12	I am able to positively match the outcome of the match	1	
0.002	0.655	80.77	15.38	2	7.69	1	76.92	10	I feel qualified to take part in a penalty shootout	2	
0.005	0.618	96.15	0.00	0	7.69	1	92.31	12	Achieve good results, despite the difficult situation	3	
0.014	0.554	84.62	7.69	1	15.38	2	76.92	10	I have the ability to distract the mind of the shooter	4	
0.018	0.535	92.31	0.00	0	15.38	2	84.62	11	I have the will to fulfill the duties assigned to it	5	
0.00	0.746	96.15	0.00	0	7.69	1	92.31	12	More exercises make me optimistic about fending off penalties	6	
1,000	0.00	84.62	7.69	1	15.38	2	76.92	10	Shoot me	7	
0.004	0.625	92.31	0.00	0	15.38	2	84.62	11	I feel like I can win	8	
.115	.373	80.77	15.38	2	7.69	1	76.92	10	I expect a number of penalty kicks to be focused by focusing on the visual acuity of the performing players	9	
.060	.439	88.46	7.69	1	7.69	1	84.62	11	Cheering from the crowd weakens my focus during the shootout	10	
.919	.025	88.46	0.00	0	23.08	3	76.92	10	Eliminate distractions during a penalty shootout	11	
.012	.566	80.77	15.38	2	7.69	1	76.92	10	I can determine the direction of the ball when I focus on the	12	

									movement of the player performing the penalty shootout	
.575	.37	88.46	7.69	1	7.69	1	84.62	11	I can achieve repeated successes in the same repeated situations	13
.002	.653	92.31	0.00	0	15.38	2	84.62	11	It is difficult to focus on making the appropriate decision to stop the shoot-out	14
.052	.453	84.62	7.69	1	15.38	2	76.92	10	I can identify the weaknesses and strengths of the opposing player during a penalty shootout	15th
.349	.228	88.46	0.00	0	23.08	3	76.92	10	I lose focus on blocking shootouts when I make frequent mistakes	16
.464	.333	92.31	0.00	0	15.38	2	84.62	11	He was distinguished by the rapid movement towards the ball during the shoot-out	17
.811	.059	96.15	0.00	0	7.69	1	92.31	12	Have sufficient qualifications to quickly move towards a penalty shoot-out	18
.051	.454	88.46	7.69	1	7.69	1	84.62	11	It is difficult to move to fend off penalty kicks in front of highly skilled players	19
.052	.452	80.77	15.38	2	7.69	1	76.92	10	Take action to the destination that you want to score	20
.014	.553	88.46	7.69	1	7.69	1	84.62	11	Reverse judgment decisions weaken my kinetic response ability to fend off shootouts	21
.011	.568	84.62	7.69	1	15.38	2	76.92	10	I have sufficient experience to move quickly with a penalty shoot-out	22
.027	.505	88.46	7.69	1	7.69	1	84.62	11	A penalty shoot-out is faster than my moves to counter it	23
.011	.570	92.31	0.00	0	15.3	2	84.62	11	My moves are	24

					8					often fruitful towards repelling shootouts	
837	-.050	80.77	15.38	2	7.69	1	76.92	10		I'm afraid to face my emotions during a shootout	25
.000	.735	88.46	7.69	1	7.69	1	84.62	11		I have the ability to reduce players' stress during a penalty shootout	26
.000	.854	88.46	7.69	1	7.69	1	84.62	11		I know how to relax in difficult situations	27
.001	.701	84.62	7.69	1	15.38	2	76.92	10		Easily control my emotions during a penalty shootout	28
.000	.758	84.62	7.69	1	15.38	2	76.92	10		I control my emotions when a competitor annoys me	29
.000	.807	88.46	7.69	1	7.69	1	84.62	11		I feel like winning when I lead the team	30
.003	.640	84.62	7.69	1	15.38	2	76.92	10		I can adapt during shootouts to strong teams	31
.016	.544	88.46	7.69	1	7.69	1	84.62	11		I have the courage to reduce the danger of the opposing team during a penalty shootout	32
.023	.518	84.62	7.69	1	15.38	2	76.92	10		I feel able to do well to block shootouts	33
.006	.610	88.46	7.69	1	7.69	1	84.62	11		I have a desire to shoot out	34
.021	.525	84.62	15.38	2	0.00	0	84.62	11		Do more to win during penalties	35
.001	.685	96.15	0.00	0	7.69	1	92.31	12		I have sufficient skills to achieve positive results	36
.027	.507	84.62	15.38	2	0.00	0	84.62	11		My capabilities and capabilities increase to prevent shootouts during the competition	37
.084	.407	84.62	7.69	1	15.38	2	76.92	10		I have the initiative to resolve difficult situations	38
.001	.695	84.62	15.38	2	0.00	0	84.62	11		I face the most difficult challenges during a penalty shootout	39
.000	.804	80.77	15.38	2	7.69	1	76.92	10		My skill and physical qualifications exceed the level	40

									of the opponent player	
.062	.436	80.77	15.38	2	7.69	1	76.92	10	My fear of the competitor makes me more prepared for him	41
.607	.126	88.46	7.69	1	7.69	1	84.62	11	He was satisfied with the level he had reached in reducing the danger of the opposing team	42
.193	.313	84.62	7.69	1	15.38	2	76.92	10	The acquisition of the ability to find appropriate solutions at a time when tough competition	43
.108	.381	80.77	15.38	2	7.69	1	76.92	10	I strive hard to face the pressure of competition	44
.240	.283	88.46	7.69	1	7.69	1	84.62	11	I am concerned about the repeated goals scored during the shoot-out	45
.008	.586	84.62	7.69	1	15.38	2	76.92	10	I love facing strong teams on their land and among their fans	46
.093	.397	88.46	0.00	0	23.08	3	76.92	10	I am afraid of losing from a weak team	47
.057	.444	88.46	7.69	1	7.69	1	84.62	11	I get embarrassed a lot during shoot-out	48

We note from the above table that there is a moral consistency between the questions asked and the first dimension (self-confidence). We note the highest internal consistency between Question No. (6) and the dimension where it was 0.746 and the lowest degree of consistency between the fifth question and the first dimension (self-confidence), where it reached its value of 0.535. We notice from the above table a great consistency between some of the questions posed and the second dimension (the focus of attention), where we notice the highest internal consistency between question No. (14) and the dimension where it reached 0.653 the lowest consistency recorded between the fourth question and the dimension (the focus of attention) where it reached its value of 0.566. We also notice from the above table a great consistency between some of the questions asked and the third dimension (kinetic response). We note the highest internal consistency between Question No. (24) and the dimension where it reached 0.570, and the lowest consistency was recorded between Question No. 23 and the value of (kinetic response) 0.505. Returning to the table above, we find that there is an ethical consistency between some of the questions asked and the fourth dimension (emotional balance). We notice the highest internal consistency between Question No. (27) and the dimension where it reached 0.854 and the lowest consistency recorded between Question No. (32) and the dimension (emotional balance) with a value of 0.544. We note from Table (3) above the ethical consistency between some of the questions posed and the fifth dimension (skill and challenge). By returning to the

above table we note the highest internal consistency between Question No. (40) and the dimension where it reached 0.804, the lowest consistency was recorded between Question No. 37 and the dimension (skill and challenge) As a value of 0.507, looking at Table No. (3) Above, we note the absence of moral consistency between the questions asked and the sixth dimension (which faces anxiety) except for the existence of an ethical consistency between the sixth question and the dimension (46) where its value is 0.586.

Size stability: The researcher has confirmed the consistency of the kinetic expectation scale of the Premier League goalkeepers in football in the Republic of Iraq, as shown in table 4) where the scale is honest, stable, and objective

Table 4: Shows that the Value of the Alpha Cronbach Coefficient is High as it Reached 8 89 and this Indicates the Validity of the Answers to the Respondent Sample

Alpha Cro Croach	Themes and phrases
8 89	50

The basic study of the kinetic expectation scale of soccer goalkeepers:

The basic study consists of (19) from that period 1/2/2020 - 27/4/2020

Statistical Treatments: The Grades were Statistically Processed

A- Arithmetic mean. B - Standard deviation. C- Internal and external consistency D- Pearson correlation coefficient. E- Cronback investigation factor.

III. PRESENTATION AND DISCUSSION OF THE RESULTS

The researcher will present and discuss the results according to the recognition of the levels of acceptance of averages according to the scale for the quote of the five in terms of sample duration and direction (strongly agree 4.20-5 (which is the highest percentage and about and OK) 3. 40-4.19 (somewhat agree) 2.60-3.39) and toward disagreement (1.80-2.59) I strongly disagree 1. 79-1).

Table 5: General Acceptance Averages for the Kinematic Projection Dimensions According to the Quadruple Likud Scale N = 19

Phr ase nu mber	Strongly agree	O K	Some what OK	no t agree	Stron gly Disagree	Sample volume	Arith metic avera ge	Stan dard devi ation	perce ntage	The direction of the sample	The dimensio n
1	14	5	0.00	0.0 0	0.00	19	4.74	0.44	94.8	Strongly agr ee	The first axis Self confiden ce
2	12	7	0.00	0.0 0	0.00	19	4.63	0.48	92.6	Strongly agr ee	
3	12	5	2	0.0 0	0.00	19	4.53	0.68	90.6	Strongly agr ee	
4	2	7	9	1	0.00	19	3.53	0.75	70.6	OK	
5	10	9	0.00	0.0 0	0.00	19	4.53	0.5	90.6	Strongly agr ee	
6	12	7	0.00	0.0 0	0.00	19	4.63	0.48	92.6	Strongly agr ee	

7	0	0	5	9	5	19	2	0.73	40	not agree	
8	12	7	0.00	0.0	0.00	19	4.63	0.48	92.6	Strongly agree	
0.0	0.00	0.00	0.00	0.0	0.00	19	4.15	1.06	83	Toward strongly agree	Overall average For the first axis
9	6	10	3	0.0	0.00	19	4.16	0.67	83.2	OK	The second pivot focus attention
10	1	11	7	0.0	0.00	19	3.68	0.57	73.6	OK	
11	5	11	3	0.0	0.00	19	4.11	0.64	82.2	OK	
12	4	8	7	0.0	0.00	19	3.84	0.74	76.8	OK	
13	11	7	1	0.0	0.00	19	4.53	0.6	90.6	Strongly agree	
14	0	0	6	11	2	19	2.21	0.61	44.2	not agree	
15th	3	10	5	1	0.00	19	3.79	0.77	75.8	OK	
16	0	0	6	10	3	19	2.16	0.67	43.2	not agree	
0.0	0.00	0.00	0.00	0.0	0.00	19	3.56	1.06	72.1	Towards ok	Overall average For the second axis
17	5	13	1	0.0	0.00	19	4.21	0.52	84.2	Strongly agree	The third axis is the motor response
18	8	11	0.00	0.0	0.00	19	4.42	0.49	88.4	Strongly agree	
19	0	0	6	12	1	19	2.26	0.55	45.2	not agree	
20	1	16	2	0.0	0.00	19	3.95	0.39	79	OK	
21	0	2	8	6	3	19	2.47	0.88	49.4	not agree	
22	7	11	1	0.0	0.00	19	4.32	0.57	86.4	Strongly agree	
23	0	2	8	8	1	19	2.58	0.75	51.6	not agree	
24	3	13	3	0.0	0.00	19	4	0.56	80	OK	
0.0	0.00	0.00	0.00	0.00	0.00	19	3.53	1.05	70.6	Towards ok	Overall average of the third axis
25	0	1	3	10	5	19	2	0.79	40	not agree	The fourth axis, emotional equilibrium
26	5	13	1	0.0	0.00	19	4.21	0.52	84.2	Strongly agree	
27	6	10	3	0.0	0.00	19	4.16	0.67	83.2	OK	
28	6	9	3	1	0.00	19	4.05	0.83	81	OK	
29	4	11	3	1	0.00	19	3.95	0.76	79	OK	
30	11	8	0.00	0.0	0.00	19	4.58	0.49	91.6	Strongly agree	
31	3	12	4	0.0	0.00	19	3.95	0.6	79	OK	

32	5	13	1	0.00	0.00	19	4.21	0.52	84.2	Strongly agree	
0.00	0.00	0.00	0.00	0.00	0.00	19	3.89	0.99	77.8	Towards ok	Overall average of the fourth axis
33	5	14	0.00	0.00	0.00	19	4.26	0.44	85.2	Strongly agree	The fifth axis Skill and challenge
34	5	11	3	0.00	0.00	19	4.11	0.64	82.2	OK	
35	9	10	0.00	0.00	0.00	19	4.47	0.5	89.4	Strongly agree	
36	11	7	1	0.00	0.00	19	4.53	0.6	90.6	Strongly agree	
37	4	12	3	0.00	0.00	19	4.05	0.6	81	OK	
38	6	13	0.00	0.00	0.00	19	4.32	0.46	86.4	Strongly agree	
39	5	13	1	0.00	0.00	19	4.21	0.52	84.2	Strongly agree	
40	2	11	5	1	0.00	19	3.74	0.71	74.8	OK	
0.00	0.00	0.00	0.00	0.00	0.00	19	4.21	0.61	84.6	Toward strongly agree	
Phrase number	Strongly agree	OK	Some what OK	not agree	Strongly Disagree	Sample volume	Arithmetic average	Standard deviation	percentage	The direction of the sample	The dimension
41	1	5	12	1	0.00	19	3.32	0.65	66.4	neutral	The sixth axis facing anxiety
42	6	11	2	0.00	0.00	19	4.21	0.61	84.2	Strongly agree	
43	8	11	0.00	0.00	0.00	19	4.42	0.49	88.4	Strongly agree	
44	5	11	2	1	0.00	19	4.05	0.76	81	OK	
45	1	3	7	7	1	19	2.79	0.95	55.8	neutral	
46	2	10	3	1	3	19	3.37	1.22	67.4	neutral	
47	1	4	14			19	3.32	0.57	66.4	neutral	
48	0	2	7	8	2	19	2.47	0.82	49.4	not agree	
0.00	0.00	0.00	0.00	0.00	0.00	19	3.49	1.02	69.8	Towards ok	Overall average of the sixth axis

Table No. (5) The general average of the answers to the dimensions of the drive expectation of the resident S according to the five-dimensional Acard scale

Looking at Table (5), the results of the analysis showed the first axis (self-confidence) as defined in the table above, where we note that the average sample responds to individuals on research terms on the axis of self-confidence that it is relatively high, ranging from acceptable averages (2-4- 4), Ad Adha noticed that the overall mean trend of the entire axis was also OK, and the mean of the mean total axis (4.15) and the standard deviation

(1.06). As shown in the following figure No.

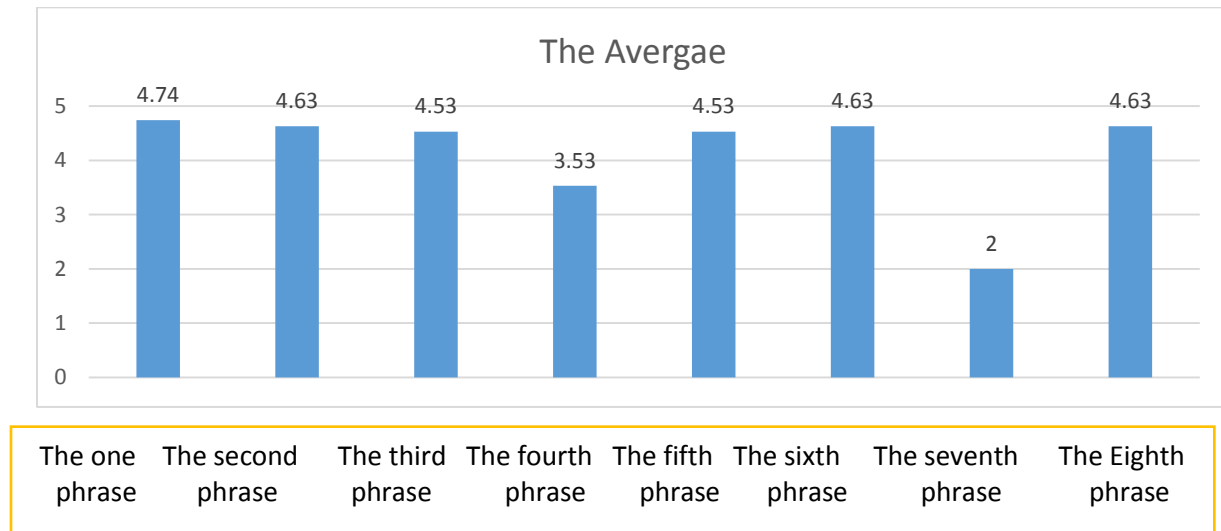
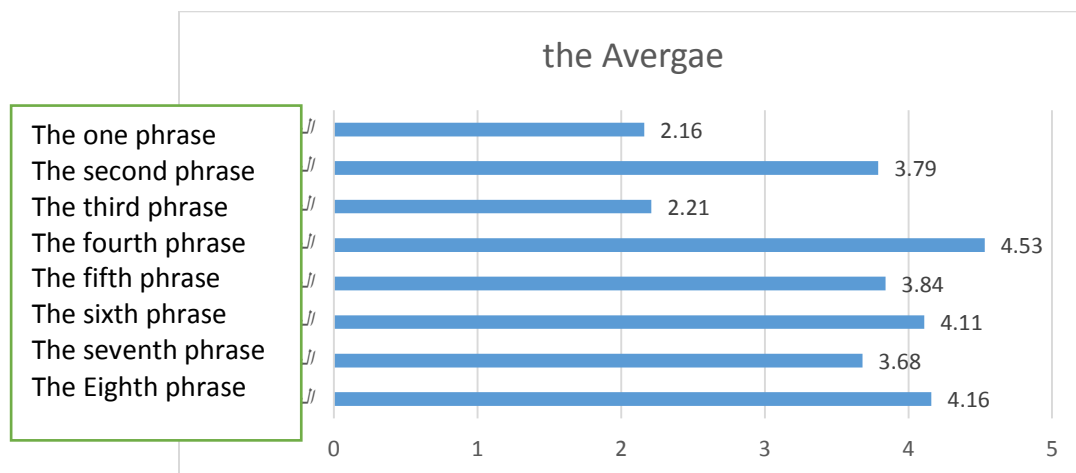


Figure 1: The Sample Mean Answers the Axis of Self-Confidence

The results of the second axis analysis also showed the focus of interest in the number C (countries 5), as shown above, where we notice from the average respondent's responses to the axis statements (the focus of attention) that constitute relatively high acceptance, where the averages ranged between (2.16 - 4.53) Also, we note that the average general trend of the axis as a whole is towards the agreement, as the general mean of the axis is reached (3.56 (with a standard deviation of 1.06) as shown in Figure 2).



We notice from Table (5) the average of respondents' responses to the axis (kinetic response) phrases is relatively high acceptance (i.e. OK), where the averages ranged between (4.42-2) Also, we notice that the average general trend of the axis as a whole is toward Agree, with a general mean axis (3.53) with a standard deviation of 1.05 (as shown in the figure below) (3)

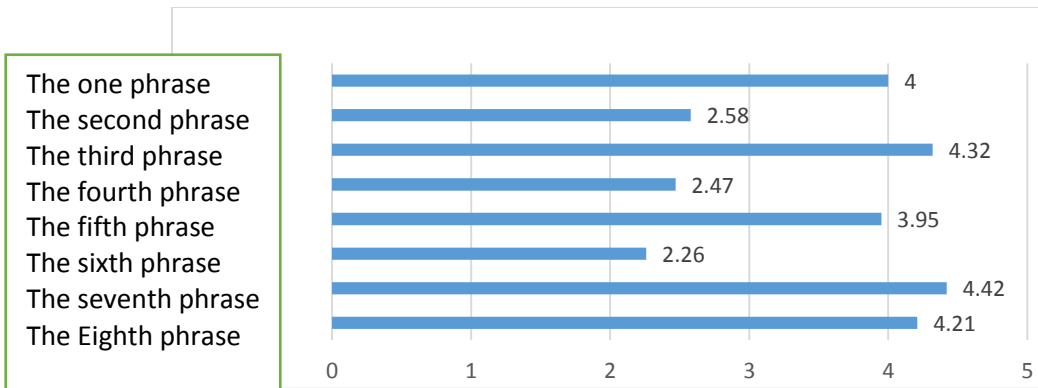


Figure 3: Average Sample Responses on the Motor Response Axis

A look from Table (5) the average responses of the sample individuals on the axis of the phrases (emotional balance) constitutes a relatively high acceptance, ranging between averages (2- 4.58) Also, we notice that the average general trend of the axis of your whole k is towards an agreement, where is reached To the overall mean of the axis (3.89) with a standard deviation of 0.99 (as shown in the figure below) (4)

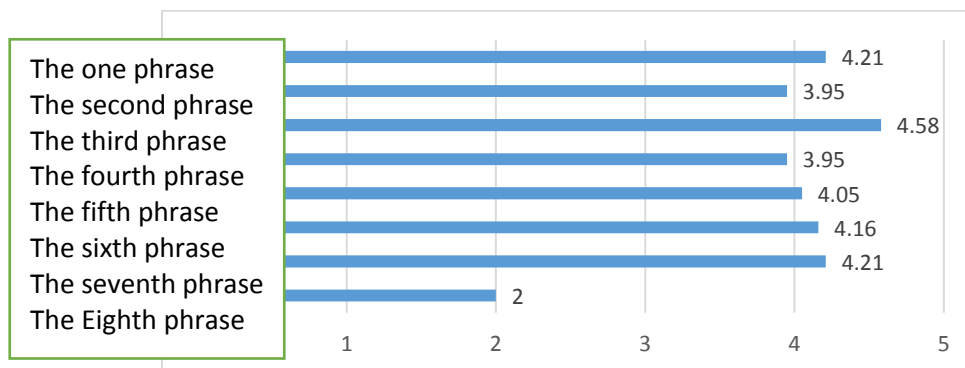


Figure 4: Average Sample Responses on the Axis of Emotional Balance

A note from Figure 4 that the mean responses of the respondents on the axis of phrases (skill and challenge) is a relatively good high acceptance, where averages ranged between 3.74 - 4.23) (Also, we note that the average overall trend of the axis as a whole is very consistent, Whereas, the general mean axis (4.21) with a standard deviation of 0.61). As shown in the following figure No. (5).

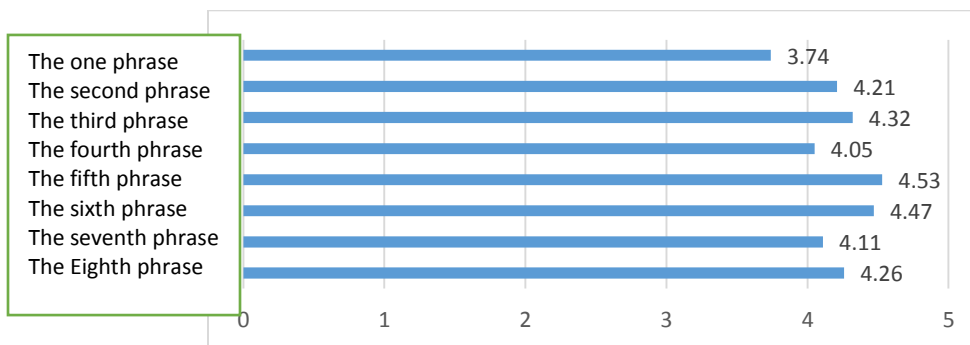


Figure 5: The Sample Mean Responds to the Skill and Challenge Axis

We return to Table No. (5) We note that the results of the analysis shown in it indicate that the trend of the overall average of the axis as a whole was towards OK, as it reached the overall average of the axis (3.49) with a standard deviation (1.02) and that the average of respondents' responses On the confrontation axis) is relatively acceptable, as the rates ranged between (2.79 - 4.42) as shown in the figure below (6)

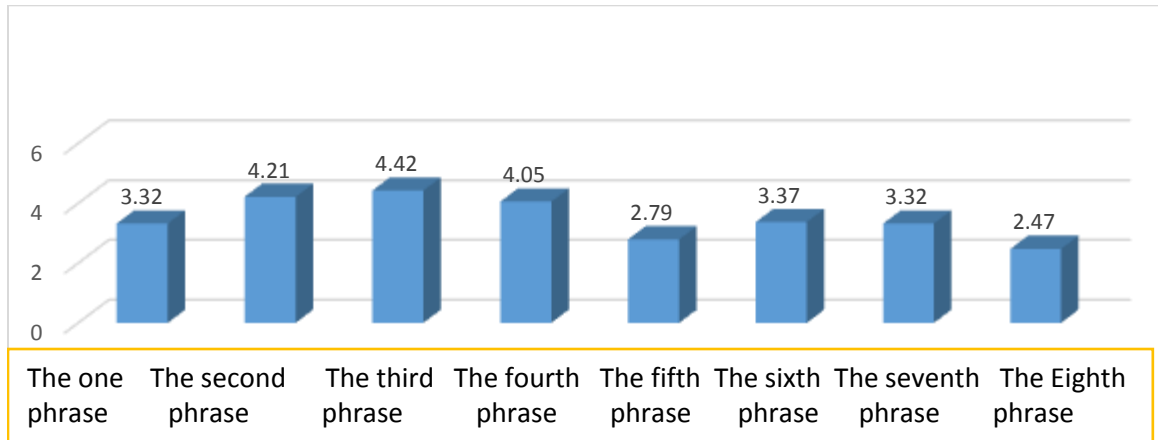


Figure 6: Average Sample Answers on the Axis of the Recorded Goals

IV. DISCUSS THE RESULTS

The researcher discusses the results achieved through treatments and statistical data as follows. Looking at Table No. (5).

We note a strong consistency relationship in all axes of the kinetic expectation scale (self-confidence - focus attention - kinetic response - emotional balance - skill and challenge) hostility to the axis (facing anxiety) we note the absence of moral consistency between the questions asked and the sixth dimension (which faces anxiety) except for the presence of consistency Moral between Question Six and Dimension (46) whose value is 0.586.

The researcher suggests that self-confidence is one of the most important variables that represent the ability and courage to face difficult situations and the struggle to achieve success and support the positive feelings he has and help him persevere and effort to achieve his goals and reach a high level of achievement.

Osama Kamel Rateb notes 2004) A self-confident athlete is characterized by a good understanding and awareness of his capabilities and sets realistic goals that he struggles to reach, as he always aspires to achieve his best potential and capabilities, and not necessarily always achieve victory. (313: 3)

Tillman (2002) states that the goalkeeper is among the players who play an important role in the soccer team, and the development of football has led to the development of a codified goalkeeper for Z positions and hence it has become necessary for the goalkeeper to learn and acquire many behaviors of techniques and recipes during a competition. Flexibility, ability to upgrade, implement penalties, good creativity, boldness and courage. (4:20)

This study coincides with Siddiqi Nour Al-Din Muhammad Study (19 9 4) that concluded that self-confidence is an important skill in the sports field because of its impact on the performance of the goalkeeper and his confidence in his abilities is an important source for developing positive skills and achieving positive psychological energy. (32:

6)

He pointed out to Lindenfeld Gel (2005) that individuals are not sure of themselves, think positively, recognize their proportions and know what they want and how they behave in different situations. (113: 1 2).

Looking at Table (5 (and Figure No.)) we notice from the second dimension the concentration of attention, the presence of internal consistency between the questions asked and the dimension, and that the overall average of the responses of the members of the research sample to form a relatively high acceptance.

The researcher suggests that focusing attention is one of the important psychological variables of the goalkeeper by narrowing the focus on motivation to determine the motor response and collecting all mental powers on the way the player performing the penalty shootout by focusing on the method placing the ball on the penalty mark and note the sense of sight must be determined Who is trying to push the ball is on him and the way he returned to the back, as well as determining the foot that carried this kick and the amount of his return, unless the degree of a mile or more towards the left or right or facing the goalkeeper are all indicators that make the goalkeeper focused and motivating to repel this penalty.

Imad al-Din Abbas Abu Zayd (2005) notes that concentration of attention is one of the psychological requirements needed to accomplish linear motor tasks in football (9: 97).

Mahmoud Abdel-Fattah Annan (1995) confirms that goalkeepers are distinguished by the ability to focus attention, as attention is a vital dimension in the areas of training and competition at all levels, and the ability of athletes to employ both attention and focus is a critical factor directly affecting the performance of different sports skills. (14: 219).

This finding is consistent with the results of the Hashem Ahmed Salman (1988) study that the more a player can focus attention, the more accurate the goal of throwing basketball. (66:15)

According to the study by Ali Khuman Alwan Al-Ramahi (2007), goalkeepers enjoyed a high concentration while blocking the free-throw 7m (98: 8).

Dorvey and Beetle (1984) confirm Dorogy. The Bettel Football Achievement requires concentration of attention, to implement the skills to achieve the best results. (82: 17)

As can be seen from Table (5 (and Figure No. 3) and the existence of an ethical consistency between some of the questions posed and the third dimension (the kinetic response) in which the average sample responds to the individuals of the research terms with the (kinetic response) axis) is a relatively high acceptance.

The researcher suggests that the motor response is one of the important psychological skills gained as a result of continuous training on how to prevent penalty kicks and the cumulative experience of this skill with the least possible time to achieve the desired goal, which differs from one skill to another with an interesting difference because it requires high mental capabilities to determine the time and speed of response For this type of stimulus.

Kamal Darwish and others (1998) emphasized that the time period between the appearance of the catalyst and the beginning of the response to this incentive is that the shorter the duration, the more the guard has a quick

response, the response speed is the most important type required for the goalkeeper and this appears when he blocks the balls that target the goal with a better speed than the speed Throwing the ball, especially shot from near the goal. In addition to the response speed in blocking corrected balls on goal in special situations such as a penalty kick. (25:11)

This study and the study of Hussein Attia Sawyer (2017) agreed on the effect of training on the motor response on some physical abilities and skills of soccer guards in gyms, which showed improvement in some physical abilities and an improvement in the speed of the motor response of the goalkeepers. (126: 4)

Looking at Table No. (5) and Figure No. (4), we find that there is an ethical consistency between some of the questions posed and the fourth dimension (emotional balance), and we note the highest internal consistency between Question No. (27) and the dimension that reached 0.854 the lowest consistency recorded between Question No. (32) and the dimension (emotional balance) of 0.544.

The researcher's likely emotional balance is one of the important psychological variables of the goalkeeper facing the man wafs team during the penalty kick through balance of control, lack of fear, anxiety, and impulsivity of excess, which reflects negatively on performance, but has the advantage of calm and adapt to the competition atmosphere.

Justice (1995) demonstrates emotional balance, more like self-control, in the phenomenon of leading others. The more emotionally balanced a guard is, that is, controlling and controlling himself, the greater his ability to lead positions (7: 125)

Rayan emphasizes Mahmoud (2006). Emotional balance plays an important role in determining the player's ability to adapt to the difficulties and stressful situations that he faces during the game. (35: 5).

This study is consistent with the study of Ahmed Abdel Aziz Obaid et al. (2005) on the volleyball players' enjoyment of the Premier League at a high level of emotional balance and a relationship between emotional balance and motor balance. (344: 1)

Looking at Table 5 (and Figure 5) the fifth dimension of skill and challenge, we find that there is an ethical consistency between some of the questions asked and the fifth dimension (skill and challenge). Returning to the table, we find that the average responses of the respondents to the phrases (skill and challenge) that they constitute a relatively high acceptance are very acceptable.

The researcher suggests that physical skills and physical attributes alone are not sufficient if the goalkeeper cannot acquire psychological skills such as self-confidence, control, control, and the ability to face anxiety, focus, attention and sensory perception to face competing teams, especially during the implementation of penalty kicks that are the key to winning or losing, so whenever the atmosphere The competition is strong. The goalkeeper is eligible for these matches, because the penalty kicks are carried out by the best players from the competition teams who have acquired the distinctive characteristics towards mastering the goal, and this in itself needs the ability to face this difficult situation that is Offer him the goalkeeper to be the extra number for his team.

Where Muhammad Jassam and Hussein Kazem (2001) skills represent one of the psychological aspects of being one of the pillars of the training process, in addition to other training elements. They contribute to addressing many obstacles, difficulties, and challenges faced by players and teams during matches and league competition as a result of the defeat of these teams in some matches. (35:13)

Jackson and Marsh both Jackson and the Marshes (1996) asserted that a balance was achieved between psychological and physical skills to meet challenges by uniting the contestants with each other and not withdrawing or retreating until the goal was achieved. (102: 18).

This study corresponds to a study - a study by Abu Hamida and Succentmayhali Abuhamedh & SC sikszenmihalyi (2012) the activities aimed at achieving the goal reached a strong positive relationship between the challenge and the enjoyment of the basis of internal motivations. (21).

Looking at Table No. (5 and Figure (6)), we note that the results of the analysis shown in it indicate that the overall average trend of the axis (facing anxiety) as a whole was towards the agreement, as the overall average of the axis (3.49) with a deviation Standard (1.02), and that the average responses of respondents on the confrontation axis are relatively acceptable, with rates ranging between (2.79 - 4.42).

The researcher returns to the fact that anxiety is one of the most severe psychological phenomena that negatively affects the level of football players 'performance, and therefore loses their focus on achieving the desired goal and the loss of many opportunities that if invested in the right way, victory and success can be achieved in the game, so players need the ability to Face anxiety. .

As Osama Kamel Ratib (2007) notes, facing anxiety means the player's ability to reduce stress and fear that occurs during important sports competitions, which has a positive impact on the way he performs. Achieving goals is not only about the physical aspects and skills, but primarily depends on the ability of the football player to cope with his anxiety, especially in tournaments and sports competitions. (123: 2)

Savoy (1993) Savoy also emphasizes that it is necessary to reduce the stress and anxiety that paves the way for an increased focus of attention and thus the best sporting achievements. (19:17)

Thus, the dimensions of kinetic expectation can be measured, thus proving the achievement of the first goal. Building a kinetic expectation scale for the English Premier League club goalkeepers in the Republic of Iraq.

V. CONCLUSIONS

1. Goalkeepers 'approval of the self-confidence dimension, where the average recorded a trend towards (4.15) is very acceptable (which means) that self-confidence represents one of the positive variables approved to measure motor expectation and an important factor to reduce the risks of the opposing team
2. The general direction of the second axis is the concentration of attention as a whole towards OK, where the general average of the axis is reached (3.56), which means that the focus of attention is one of the positive variables for measuring kinetic expectation.

3. The general average trend of the third axis, the kinetic response as a whole, is towards the agreement, where the total mean of the axis means (3.53) and this indicates that the goalkeepers in the Iraqi league have the ability to respond kinetically
4. The goalkeeper's answers in the respondent sample agree that the general trend of the fourth axis as a whole is consistent with the overall mean arithmetic of the axis (3.89) means that the goalkeepers in the English Premier League have the ability to emotionally control during a penalty shootout
5. The respondents agreed to the skill and challenge dimension, where the average overall direction of the axis as a whole was very acceptable, and the general arithmetic mean of the axis (4.23) This indicates that the goalkeepers have high skills to face the difficulty of competitions, especially during the penalty shootout
6. The average overall trend of the sixth axis as a whole corresponds to the overall average of the axis (3.49) and this indicates that the goalkeepers have the ability to deal with anxiety during the penalty shootout.
7. 23% of the goalkeepers were 25 years old.
8. The moral consistency of some questions within the dimensions with each dimension.

RECOMMENDATIONS

1. Adopting the dimensions studied in the research for its ability to measure the motor expectation of goalkeepers in the Premier League in football.
2. Adopting dimension of self-confidence, skill, challenge, the focus of attention, emotional balance and response within the research, due to its ability to define goals that the goalkeepers scored.
3. Rephrase a new axis and other questions for the anxiety response axis.
4. Coordination and finding a balance between self-confidence and skill and challenging goalkeepers because they are the most prominent dimensions in the scale.

ARAB SOURCES

- [1] Ahmed Abdel-Aziz Obaid and others (2005). The relationship of kinetic and emotional balance with the level of performance of the transmission and beating skills in volleyball
- [2] Osama Kamel Ratib (2007) Sports Psychology, Concepts and Applications, *1st Floor, Dar Al-Fikr Al-Arabi, Cairo*.
- [3] Osama Kamel Ratib (2004) Training psychological skills in the sports field, *Dar Al-Fikr Al-Arabi, Cairo*
- [4] Hussein Attia Sawyer (2017) The effect of motor response training on some physical and skill capabilities of gymnasium football guards, *Faculty of Sports Education for Girls, Alexandria University*
- [5] Rayan Mahmoud (2006), emotional equilibrium and its relationship to both cognitive speed and innovative thinking among students at the eleventh grade in Gaza Governorate, *MA thesis*
- [6] Ali Jabbar Abdullah (2018)" Effect of climate change on occurrence of the vectors borne and infectious disease" *Journal of Global Pharma Technology*, 10 (08): 159-164.
- [7] The relationship between competitive direction and sports confidence as a feature and status of football players, *the Scientific Journal of Physical Education and Sports, the conference, the Faculty of Physical Education for Boys in Cairo, Helwan University*
- [8] Justice, Adel (1995), emotional equilibrium and its relationship to both cognitive speed and innovative thinking, *Journal of Educational Studies*, Volume 10, Part 77, Book World, Cairo
- [9] Ali Khoman Al-Ramahi (2007) Kinetic expectation and its relationship to some mental capabilities and physical characteristics of goalkeepers with a handball to repel a throw of 7m Master Thesis, *College of Physical Education, University of Qadisiyah*
- [10] Imad Al-Din Abbas Abu Zaid (2005) Planning and Scientific Basis for Building and Preparing the Team in Team Games, *First Edition, Monshaat Al-Maaref, Alexandria*.

- [11] Qassem Hassan Hussein (1998), the comprehensive sports and physical encyclopedia in sports, events and sports sciences. First Edition: (Amman, Dar Al-Fikr Al-Arabi, 1998), p. 311.
- [12] Maytham Qabel Hamzah and Abdullah H. J. et al., 2019" Fabrications of PS/TiO2 nanocomposite for solar cells applications" *AIP Conference Proceedings*, 2151 (1), 020011.
- [13] Muhammad Jassam Arab and Hussein Ali Kadhim (2001) Sports Psychology and Sports Personality Najaf Al-Ashraf Printing House, 1st floor.
- [14] Mahmoud Abdel-Fattah Annan (1995) Psychology of Physical Education and Sports "*Theory, Practice and Experimentation, Arab Thought Center, Cairo*
- [15] Hashem Ahmed Suleiman (1988): The relationship of focus attention with precision correction in the free throw in basketball, College of Sports Education, University of Baghdad
- [16] Khion (2002) expresses kinetic learning between principle and application, *Baghdad, Dar Al-Kutub for printing. 2002*
- [17] Salim O. M and Abdullah H. J. et al., 2019" Synthesis, characterization, and properties of polystyrene/SiO2 nanocomposite via sol-gel process" *AIP Conference Proceedings*, 2151 (1), 020034.
- [18] Jackson. A, & Marsh, HW (1996) Development and validation of a scale to measure optimal experience: The Flow state scale. *Journal Of Sport And Exercise Psychology*
- [19] Savoy. C: A yearly Mental Training Program for Psychologist (Champaign) (2), June, 1993, PP, (173-190).
- [20] Taelman .R.Le gardien de but, ed Amphora Paris 2002

References from the Electronic Information Network

<http://www.pursuit-of-happiness.org/science-of-happiness/getting-in-the-flow/flow>.