

# Enhancement of Load Carrying Capacity of Steel Tubular Columns In-filled with Fibre Reinforced Concrete

Dr.E.K. Mohanraj, K.L. Ravisankar, P. Karthika and  
Dr.P. Manikandan

**Abstract---** *Steel members have the advantages of high tensile strength and ductility, while concrete members have the advantages of high compressive strength and stiffness. Steel - Concrete composite members, resulting in a member that has the valuable qualities of materials. In this paper, an attempt was made with steel tubular columns in-filled with fibre reinforced concrete and normal conventional concrete so as to improve the strength of tubular columns in construction works. The performance of circular and square concrete-filled steel tubular sections (CFSTs) with and without fibre under axial load is presented. The effects of steel tube dimensions, shapes and the strength of concrete are examined. Recorded column strengths are compared with the values predicted by Eurocode 4. 12 specimens were tested with strength of concrete as 20 MPa and a D/t ratio 22.3, 23.7 & 25.4. The columns were 76.1 & 88.9 mm in diameter and 72.0 & 91.5 mm in square are 900 mm in length. From the test results it was observed that the load carrying capacity of steel tubular columns in-filled with fibre reinforced concrete is greater than the conventional concrete. Eurocode 4 predicts the best estimation for CFST sections both conventional and fibre reinforced concrete columns. Hence this investigation would give a solution for effective application of fibre reinforced concrete in steel tubular sections to increase the load carrying capacity.*

**Keywords---** *Composite, Columns, Steel Tubular Sections, Fibre Reinforced Concrete.*

---

## I. INTRODUCTION

The two main types of composite column are the steel-reinforcement concrete column, which consists of a steel section encased in reinforced or unreinforced concrete, and the concrete-filled steel tubular (CFST) columns, which consists of a steel tube filled with concrete. CFST columns have several advantages over steel-reinforcement concrete columns. The main benefits of concrete filled columns are:

- Steel column acts as long-lasting and important formwork
- The steel column provides exterior reinforcement, and
- The steel column supports various levels of construction preceding to concrete being pumped.

Although CFST columns are suitable for all tall buildings in high seismic regions, their use has been limited due to a lack of information about the true strength and the inelastic behaviour of CFST members. Due to the traditional

---

*Dr.E.K. Mohanraj, Professor & Dean, Department of Civil Engineering, Nandha Engineering College, Perundurai.  
E-mail: deancivil@nandhaengg.org*

*K.L. Ravisankar, Assistant Professor, Department of Civil Engineering, Nandha Engineering College, Perundurai.  
E-mail: ravisankar3391@gmail.com*

*P. Karthika, Assistant Professor, Department of Civil Engineering, Nandha Engineering College, Perundurai.  
E-mail: karthikapss@gmail.com*

*Dr.P. Manikandan, Associate Professor, Department of Civil Engineering, Sona College of Technology, Salem.  
E-mail: manikandhan.p@sonatech.ac.in*

separation between structural steel and reinforced concrete design, the procedure for the designing CFST column using the American Concrete Institute's (ACI) code is quite different from the Load and Resistance Factor Design (LRFD) method suggested by the American Institute of Steel Construction's (AISC).

### ***Notation***

D	outside dimension of column
t	wall thickness of steel tube
L	length of the column
$P_{ue}$	measured ultimate load of the column
$f_y$	yield strength of steel
$f_{cc}$	characteristics cube compressive strength of concrete
$f_{cr}$	flexural strength of concrete
$f_{ct}$	split tensile strength of concrete

### ***Concrete Filled Steel Tubular Sections***

Circular tubular columns have an advantage over sections when used in compression members, for a given cross-sectional area, they have a large uniform flexural stiffness in all directions. Filling the tube with concrete will increase the ultimate strength of the member without significant increase in cost. The main effect of concrete is that it delays the local buckling of the tube wall and the concrete itself, in the restrained state, is able to sustain higher stresses and strains that when is unrestrained.

The use of CFSTs provides large saving in cost by increasing the floor area by a reduction in the required cross-section size. It is very important in the design of high rise buildings in towns where the cost of leasing spaces are extremely high. These are particularly significant in the lower storey of tall buildings where short columns usually exist. Concrete Filled Steel Tubular sections can provide an outstanding monotonic and seismic resistance in two orthogonal directions. Adopting numerous bays of composite CFST framing in each primary direction of a low to medium-rise building provides seismic redundancy while taking full advantages of the two way framing capabilities of CFSTs [1].

### ***Past Research***

Experimental research on CFST columns has been ongoing worldwide for many decades, with significant contribution having been made particularly by researchers in Australia, Europe and Asia. The huge volume of these experiments have been on moderate scale specimens (less than 200mm in diameter) using normal and high-strength concrete.

Neogi et al. [2] investigated numerically the elasto-plastic behaviour of pin-ended, CFST columns loaded either concentrically or eccentrically about one axis. It was assumed complete interaction between the steel and concrete, triaxial and biaxial effects were not considered. Eighteen eccentric loaded columns were tested, in order to compare the experimental results with the numerical solutions. The conclusions were that there was a good agreement between the experimental and theoretical behaviour of columns with  $L/D$  ratios greater than 15, inferred that triaxial

effects were small for such columns. Where for columns with smaller L/D ratios, it showed some gain in strength due to triaxial effect.

A sequence of tests had been carried out by O'Shea and Bridge [3] on the behaviour of circular thin-walled steel tubes. The steel tubes had diameter to thickness D/t ranging between 55 and 200. The tests comprised; bare steel tubes, tubes with un-bonded concrete with only the steel section loaded, tubes with concrete in-filled with the steel and concrete loaded simultaneously and tubes with the concrete infill loaded alone. The results were compared to strength models in design standards and specifications. The results from the tests showed that the concrete infill for the thin-walled circular steel tubes has little effects on the local buckling strength of the steel tubes. However, O'Shea and Bridge [4] found that concrete infill can improve the local buckling strength for rectangular and square sections. Increased strength due to confinement of high-strength concrete can be obtained only if the concrete is loaded and the steel is not bonded to the concrete. For steel tubular sections with a D/t ratio  $>55$  and filled with 120 MPa HSC, the steel tubes provide trivial confinement to the concrete when both the steel and concrete are loaded concurrently. Therefore, they considered that the strength of these sections can be estimated using Eurocode 4 with confinement ignored.

The influence of local buckling on behaviour of short circular thin-walled CFSTs has been examined by O'Shea and Bridge [4]. Two likely failure manners of the steel tube had been recognized, local buckling and yield failure. These were found to be independent of the diameter to wall thickness ratio. Instead, bond between the steel and concrete infill determined the failure mode. A suggested design method has been recommended based upon the endorsements in Eurocode 4 [5].

Kilpatrick et al [6,7] examined the applicability of the Eurocode 4 for design of CFSTs which use high-strength concrete and compare 146 columns from six different investigations with Eurocode 4. The concrete strength of columns ranged from 20 to 100 MPa. The mean ratio of measured / predicted column strength was 1.10 with a standard deviation of 0.13. The Eurocode safely predicted the failure load in 73% of the column analyzed.

Brauns [8] stated that the effect of confinement exists at high stress level when structural steel acts in tension and concrete in compression and that the ultimate limit state material strength was not attained for all parts simultaneously. In his study, the beginning of constitutive relationships for material components, the stress state in composite columns was determined taking into account the dependence of the modulus of elasticity and Poisson's ratio on the stress level in concrete.

O'Shea and Bridge [9] tried to estimate the strength of CFSTs under different loading condition with small eccentricities. All the specimens were short with a length-to-diameter ratio of 3.5 and a diameter to thickness ratio between 60 and 220. The interior concrete had a compressive strength of 50, 80 and 120 MPa. From those experiments O'Shea and Bridge concluded that the degree of confinement offered by a thin-walled circular steel tube to the internal concrete is dependent upon the loading condition. The highest concrete confinement occurs for axially loaded thin-walled steel with only the concrete loaded and the steel tube used as pure circumferential restraints. EC4 has been exposed to provide the best method for estimating the strength of circular CFSTs with the concrete and steel loaded concurrently.

For axially loaded thin-walled steel tubular sections, local buckling of the steel tubes does not occur if there is sufficient bond between the steel and concrete. For concrete strength up to 80 MPa, EC4 can be used with no reduction for local buckling. For concrete strength in excess 80 MPa, EC4 can still be used but with no enhancement of the internal concrete confinement and no reduction in the steel strength from local buckling and biaxial effects from confinement. Thin-walled circular axial compression and moment can be designed using the Eurocode 4 with no reduction for local buckling.

### **Test Specimens**

A total of twelve specimens of Circular (designated C) and Square (designated S) sections were tested for this study. The column specimens were categorized into three different groups. Each group consists of four specimens filled with plain concrete (designated PC), fibre reinforced concrete (designated FRC) and the rest of the column specimens were tested as hollow sections for comparison (designated HS).

All the specimen properties and measured test results are given in Table 1. All the specimens were casted from square and circular hollow steel tubes and filled with two kinds of concrete. The average values of yield strength and maximum tensile strength for the steel tubular section were found to be 260 and 320 MPa respectively. The modulus of elasticity was calculated to be  $2.0 \times 10^5$  MPa. In the present experimental work, the parameters of the test specimens are the shape of specimen, size of specimen, strength of concrete and D/t ratio of columns. All the selected parameters are within the ranges of practical limits.

Table 1: Specimen Properties and Ultimate Loads

Reference	D (mm)	t (mm)	D/t	L (mm)	L/D	$f_y$ (Mpa)	$f_{cu}$ (Mpa)	$P_{ue}$	Eurocode 4
C1-HS	76.1	3.2	23.7	900	11.8	260	NA	148.55	NA
C2-PC	76.1	3.2	23.7	900	11.8	260	25.03	264.40	266.73
C3-FRC	76.1	3.2	23.7	900	11.8	260	33.03	284.65	291.10
C4-HS	88.9	4.0	22.3	900	10.1	260	NA	223.20	NA
C5-PC	88.9	4.0	22.3	900	10.1	260	25.03	356.25	387.06
C6-FRC	88.9	4.0	22.3	900	10.1	260	33.03	390.15	414.01
S7-HS	72.0	3.2	22.5	900	12.5	260	NA	170.10	NA
S8-PC	72.0	3.2	22.5	900	12.5	260	25.03	270.80	237.83
S9-FRC	72.0	3.2	22.5	900	12.5	260	33.03	285.35	258.43
S10-HS	91.5	3.6	25.4	900	9.84	260	NA	261.85	NA
S11-PC	91.5	3.6	25.4	900	9.84	260	25.03	518.85	493.27
S12-FRC	91.5	3.6	25.4	900	9.84	260	33.03	550.75	538.60

The concrete mix was obtained using the following dosages: 3.75 kN/m<sup>3</sup> of Portland cement, 5.23 kN/m<sup>3</sup> of sand, 11.62 kN/m<sup>3</sup> of coarse aggregate with maximum size 12 mm, and 0.192 m<sup>3</sup> of water. The fibres employed as 1 % by volume of concrete with steel corrugated type of length  $L_f = 48$  mm and diameter  $D_f = 0.6$  mm (aspect ratio  $L_f/D_f = 80$ ). The fibres were mixed randomly during the preparation of concrete. In order to characterize the mechanical behaviour of concrete, three cubic, three prismatic and three cylindrical specimens were prepared from

each concrete and tested. The mean values of the strength related properties of concrete at an age of 28 days are summarized in Table-2. During preparation of the test specimens, concrete was cast in layers and light tamping of the steel tube using wooden hammer was performed for better compaction. The specimens were cured for 28 days in a humidity-controlled room.

Table 2: Concrete properties

Type of Concrete	fck (MPa)*	fcr (MPa)*	fct (MPa)*
Plain Concrete (PC)	25.03	3.06	2.26
Fibre Reinforced Concrete (FRC)	33.03	3.19	2.86

\*average of three cubes, prisms and cylinders respectively

### Test Setup and Procedure

All the tests were carried out in an Electronic Universal Testing Machine of a capacity 1000 kN. The columns were hinged at both ends and axial compressive load applied. Test set up of columns as shown in Fig 1. An initial load of about 5 kN was applied to grip the specimen in position. Dial gauges were used to measure the lateral and longitudinal deformations of the columns. The load was applied in the incremental of 20 kN. At every load increment, the deformations were noted. All the specimens were loaded till failure.

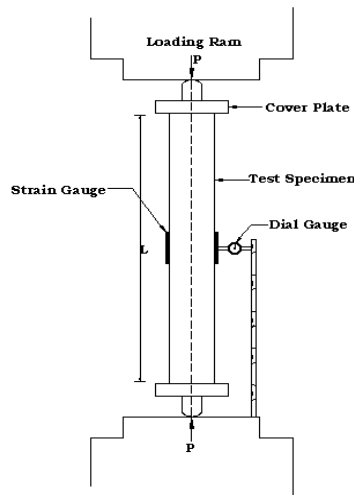


Fig. 1: Test set up of CFST Column

## II. TEST RESULTS AND DISCUSSIONS

The usage of fibres in concrete uplift the load carrying capacity to a better extent compared with conventional concrete filled steel tubular columns and decreases the lateral deformations. Fig.2 shows the load carrying capacity of square and circular column of varying cross section. From the fig. 2 it was noted that load carrying capacity of square column of all sizes, hollow as well as in-filled with plain concrete and fibre reinforced concrete is more than that of circular columns. Fig. 3 shows the load – lateral deflection pattern of hollow tubular circular and square columns.

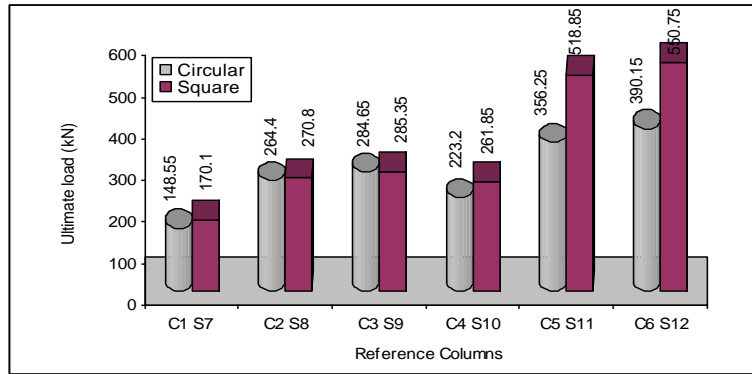


Fig. 2: Comparison of load carrying capacity of all columns in Electronic UTM (1000 kN)

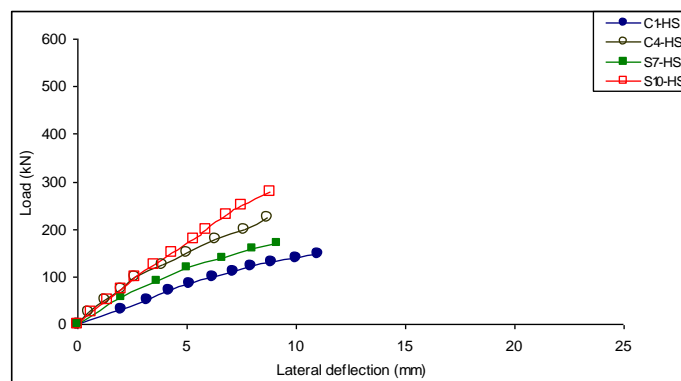


Fig. 3: Load - Lateral deflection for hollow column

From fig. 3 it was observed that hollow square columns perform better than the hollow circular column. When compare to circular column, the strength of the square column is 15-45 % higher. Also, when comparing strength to weight ratio of 72.0 mm hollow square column is about 41 % more than that of 76.1 mm hollow circular column and 91.5 mm hollow square column is about 13 % more than 88.9 mm hollow circular column. Hence about 30 % of steel can be saved when square columns are preferred for the same load capacity. For the same load carrying capacity instead of 76.1 mm dia hollow circular column 60 mm side square column and 88.9 mm dia hollow circular column 75 mm side square column are suggested to increase the working space area.

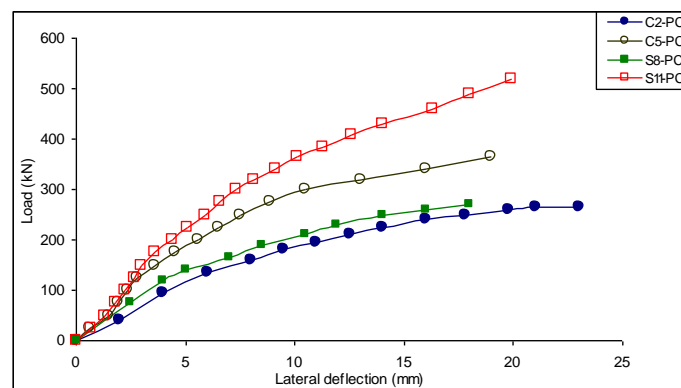


Fig. 4: Load - Lateral deflection for plain concrete column

Fig. 4 shows the load - lateral deflection pattern of circular and square columns in-filled with plain concrete. From fig. 4 it is also noted that tubular columns in-filled with plain concrete of  $M_{20}$  grade is taking more load than hollow column. Comparing fig. 3 and fig. 4, the strength of in-filled column with plain concrete is increased about 58 to 98 %. When comparing square and circular columns in-filled with plain concrete, square column is taking about 3 to 45 % more load than that of circular column.

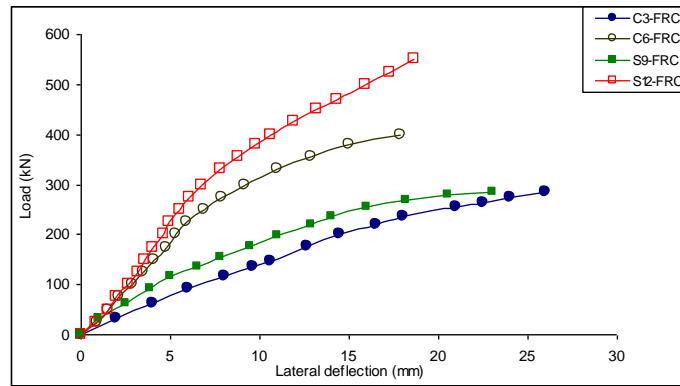


Fig. 5: Load - Lateral deflection for fibre reinforced concrete column

Fig. 5 shows the load - lateral deflection pattern of circular and square columns in-filled with fibre reinforced concrete. From fig. 5 it is noted that tubular column in-filled with fibre reinforced concrete taking 5 - 10 % more load than that of normal concrete. When compare to hollow column, column in-filled with fibre reinforced concrete taking 67 - 110 % more load. When compare to fibre reinforced concrete in-filled circular column taking 3 - 41 % more load than square column. Hence if square columns are adopted, there will be a saving in cost for steel about 30 % when compared with circular columns.

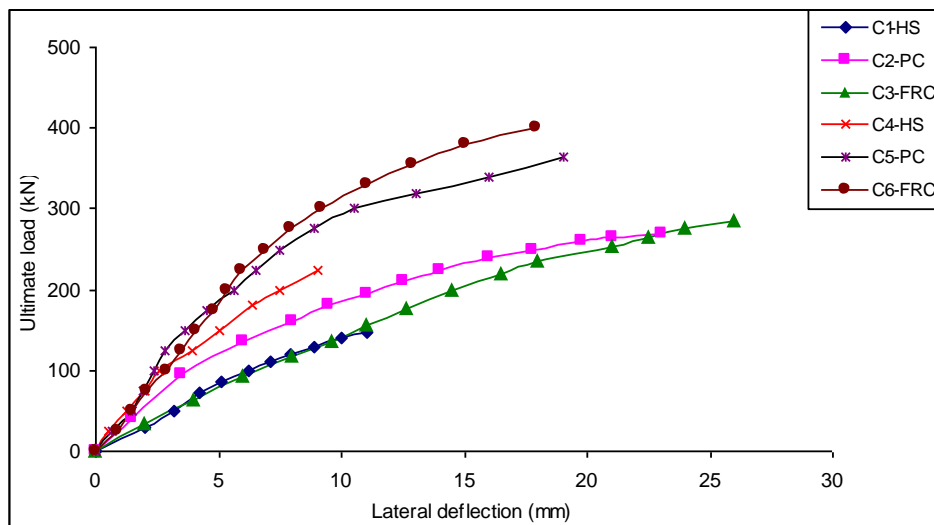


Fig. 6: Load - Lateral deflection for circular column

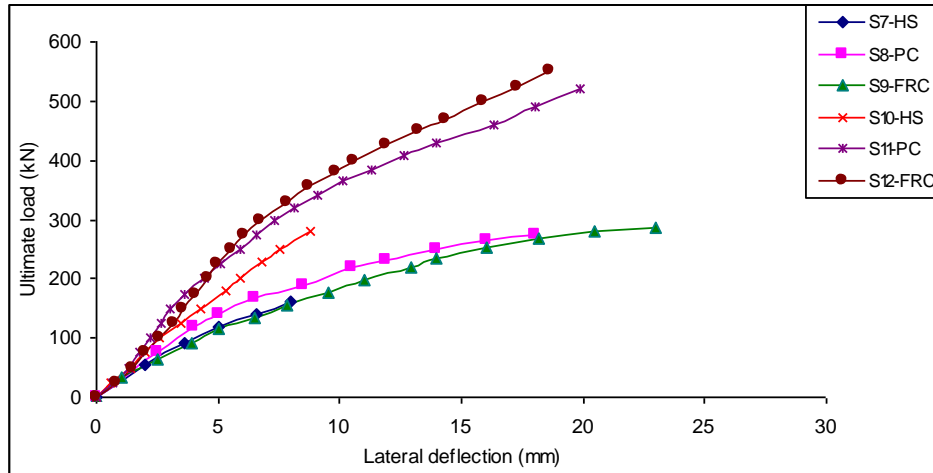


Fig. 7: Load - Lateral deflection for square column

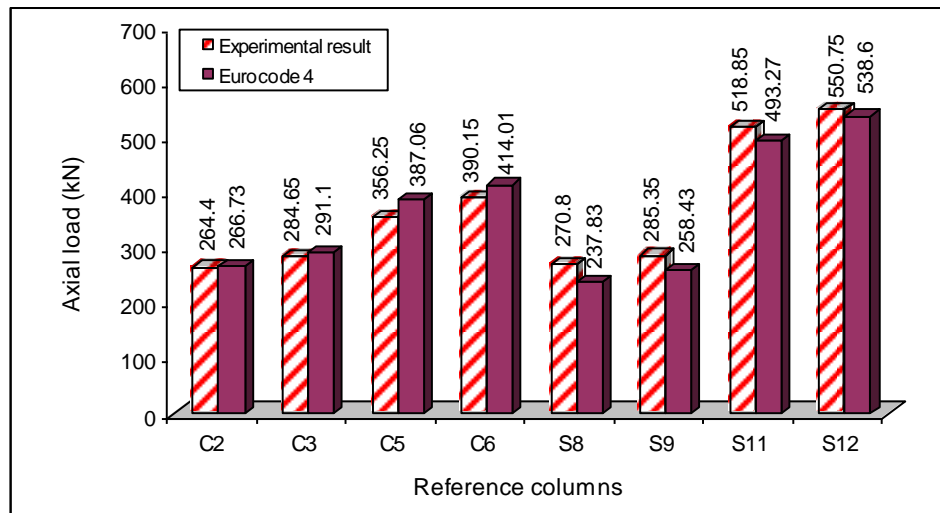


Fig. 8: Comparison of test result with Eurocode 4

Fig. 6 & 7 compares the load - lateral deflection pattern for circular and square columns of hollow section, in-filled with plain concrete and fibre reinforced concrete. From that it is well understood that fibre reinforced concrete in-filled steel tubular sections are performing well. Fig. 8 shows the comparison of experimental result with predicted load by EC4. From the fig. 8, it is found that experimental results are almost same as that of predicted results of Eurocode4.

### III. CONCLUSIONS

The results obtained from the tests on composite columns presented in this paper allow the following conclusions to be drawn.

- Square column taking 15 – 45 % more load than circular column. Hence size reduction for square column is possible.



- For square column 30 % cost saving can be achieved when compare to circular column of same cross section.
- Plain concrete in-filled columns are taking 58 – 98 % more load than hollow columns.
- Fibre reinforced concrete filled column is taking 67 – 110 % more load than hollow column and 5 - 10 % more than that plain concrete.
- If fibre reinforced concrete square columns are adopted, there will be a saving in cost for steel about 30 % when compared with circular columns.
- For the same load carrying capacity instead of 76.1 mm dia hollow circular column 40 mm side fibre reinforced concrete in-filled square column and 88.9 mm dia hollow circular column 60 mm side fibre reinforced concrete in-filled square column are suggested to increase the working space area.
- By in-filling fibre reinforced concrete about 50 % steel can be saved when compared to hollow sections.
- Good prediction was achieved for C2, C3, S11 & S12 with measured load to predicted load ratio around unity.
- The predicted axial strengths using Eurocode 4 were maximum of 9 % higher (C5) and 12 % lower (S8) than the results obtained from experiments.

## REFERENCES

- [1] Hajjar JF, Composite steel and concrete structural systems for seismic engineering, *J. Constructional Steel Research* 2002; 59 (58); 703-723.
- [2] Neogi PK, Sen HK, Chapman JC, Concrete-filled tubular steel columns under eccentric loading. *Structural Engg.* 1969; 47(5); 195-197.
- [3] O'Shea M, Bridge R. Circular thin-walled tubes with high strength concrete infill. *Composite construction in steel and concrete II. Irsee (Germany)*; ASCE; 1996, 780-793.
- [4] O'Shea M, Bridge R. The design for local buckling of concrete filled steel tubes. *In: Composite Construction – Conventional and Innovate, Innsbruck, Austria*; 1997, 319-324.
- [5] Eurocode 4 DD ENV 1994-1-1, Design of Composite Steel and Concrete Structures. *Part 1.1, General Rules and Rules for Buildings (with UK National Application Document)* London, British Standards Institution, 1994.
- [6] Kilpatrick A, Rangan BV. Behaviour of high-strength composite column. *In: Composite construction – conventional and innovate, Innsbruck, Austria*; 1997, 789-794.
- [7] Kilpatrick A, Taylor T. Application of Eurocode 4 design provisions to high strength composite columns. *In: Composite construction – conventional and innovate, Innsbruck, Austria*; 1997, 561-566.
- [8] Brauns J. Analysis of stress state in concrete-filled steel column. *J. Constructional Steel Research* 1998; 49(2): 189-196.
- [9] M D O'Shea, and R Q Bridge, Design of circular thin-walled concrete filled steel tubes. *Journal of Structural Engineering, ASCE, 2000, Proc.* 126, 1295 – 1303.
- [10] N E Shanmugam, and B Lakshmi, State of the art report on steel-concrete composite columns. *Journal of Constructional Steel Research*, 2001, Proc. 57, 1041-1080.
- [11] M Johansson, and K Gylltoft, Structural behaviour of slender circular steel-concrete composite columns under various means of load application. *Journal of Constructional Steel Research*, 2001, Proc. 01, 393 - 410.
- [12] Amjad Masood, Variation in strength of concrete on addition of demolished waste. *The Indian Concrete Journal*, August 1998, 395-399.
- [13] E K Mohanraj, S Kandasamay and R Malathy, Enhancement of Load Carrying Capacity of Steel Tubular Columns In-filled with Fibre Reinforced Concrete, *7<sup>th</sup> RILEM International Symposium on Fibre Reinforced Concrete, Indian Institute of Technology Madras (IIT-M), Chennai, Sep '2008.*

- [14] Gomathy, S., Deepa, K.P., Revathi, T., & Visuwasam, L.M.M. (2013). Genre Specific Classification for Information Search and Multimodal Semantic Indexing for Data Retrieval. *The SIJ Transactions on Advances in Space Research & Earth Exploration*, 1(1), 10-15.
- [15] Poongodi, R.K., & Sivakumar, T. (2018). Enhanced Adaptive Multimedia Data Forwarding for Privacy Preservation in Vehicular Ad-Hoc Networks Using Authentication Group Key. *Bonfring International Journal of Software Engineering and Soft Computing*, 8(1), 26-30.
- [16] Renuga Devi, M., Pavithra, D., & Dharani, K.R. (2014). Isolation Enhancement in Microstrip Patch Antennas for WiMAX Applications. *The SIJ Transactions on Computer Networks & Communication Engineering (CNCE)*, 2(2), 1-4.
- [17] Ismail, K., & KHALIL, N. H. (2019). Estimation of Reliability of D Flip-Flops Using MC Analysis. *Journal of VLSI Circuits And Systems*, 1(1), 10-12.
- [18] Pooja, & Vishwakarma, S. (2016). Abnormal Crowd behavior Detection Using Structural Context Descriptor. *Bonfring International Journal of Advances in Image Processing*, 6(3), 17-21.
- [19] Prabhadevi, S., De, R., & Shah, P. (2013). Cost Effective Poly Vernam Cipher with Cache Optimization. *Journal of Theoretical & Applied Information Technology*, 58(3).
- [20] Prabhadevi S., & Natarajan A.M. (2013). Vehicular ad hoc networks: Characteristics, application and standards. *Asian Journal of Information Technology*, 12 (11): 387-390.
- [21] Ashok, V., Kumar, A. N., Kumar, S. S., & Kasthuri, N. (2010). Continuous wavelet transform analysis of blood flow for the determination of hyper and hypo glycemic conditions. *Procedia Computer Science*, 2, 291-297.
- [22] Sagayee, G. M. A., & Arumugam, S. (2010, February). Biometric image enhancement using decision rule based image fusion techniques. In *Second International Conference on Digital Image Processing* (Vol. 7546, p. 75463F). International Society for Optics and Photonics.
- [23] Sivakumar, V., Sivasankaran, S., Prakash, P., & Lee, J. (2010). Effect of heating location and size on mixed convection in lid-driven cavities. *Computers & Mathematics with Applications*, 59(9), 3053-3065.
- [24] Nirmaladevi, M., & Arumugam, S. (2010). VLSI Implementation of Artificial Neural Networks—Asurvey. *International Journal of Modelling and Simulation*, 30(2), 148-154.
- [25] Kavitha, S., & Duraiswamy, K. (2011). Automatic detection of hard and soft exudates in fundus images using color histogram thresholding. *European Journal of Scientific Research*, 48(3), 493-504.
- [26] Ravi, S., & Balakrishnan, P. A. (2011). Dual screw profile extruder temperature control using LabVIEW enhanced Genetic Fuzzy Algorithm. *European Journal of Scientific Research*, 50(1), 35-47.
- [27] Mohanraj, V., Chandrasekaran, M., Senthilkumar, J., Arumugam, S., & Suresh, Y. (2012). Ontology driven bee's foraging approach based self adaptive online recommendation system. *Journal of Systems and Software*, 85(11), 2439-2450.
- [28] Suresh, Y., Arumugam, S., & Bhagyaveni, M. A. (2012). A Forager Bee's Intelligence Inspired Dynamic Queue Scheduling for the Internet Traffic. *Journal of Computer Science*, 8(5), 665.
- [29] Saravana, K. T., & Sampath, V. (2011). An Artificial Neural Network System for Prediction of Dimensional Properties of Weft Knitted Rib Fabric. *Journal of the Textile Association*, 71(5), 247-250
- [30] Vijayakumar, J., & Arumugam, D. S. (2012). Study of betelvine plants diseases and methods of disease identification using digital image processing. *European Journal of Scientific Research*, 70(2), 240-244.
- [31] Sathesh, A., & Manigandan, T. (2012). Improving power system stability using PSO and NN with the aid of FACTS controller. *European Journal of Scientific Research*, 71(2), 255-264.
- [32] Rameshkumar, A., & Arumugam, S. (2012, April). PI Control of Quasi-resonant Buck Converter. In *International Conference on Advances in Information Technology and Mobile Communication* (pp. 477-485). Springer, Berlin, Heidelberg.
- [33] Suresh, Y., Arumugam, S., & Bhagyaveni, M. A. (2012). A Forager Bee's Intelligence Inspired Dynamic Queue Scheduling for the Internet Traffic. *Journal of Computer Science*, 8(5), 665.
- [34] Ramesh, K., & Somasundaram, K. (2012, January). Optimized FZ-LEACH Using Exponential Weighted Moving Average for Wireless Sensor Network. In *International Conference on Computer Science and Information Technology* (pp. 473-481). Springer, Berlin, Heidelberg.
- [35] Sathesh, A., & Manigandan, T. (2013). Maintaining Power System Stability with Facts Controller Using Bees Algorithm and NN. *Journal of Theoretical and Applied Information Technology*, 49 (1), 38-47.
- [36] Vijayalakshmi M., & Subramanian P. Synthesis, spectral characterization, biological activity and DNA cleavage studies of Cu(II), Ni(II) and Zn(II) schiff base complexes derived from 2,4-dihydroxy benzaldehyde and P-aminophenol. *International Journal of Pharmacy and Technology*, 5(1):5144-5155.

- [37] Prabhadevi, S., De, R., & Shah, P. (2013). Cost Effective Poly Vernam Cipher with Cache Optimization. *Journal of Theoretical & Applied Information Technology*, 58(3).
- [38] Prabhadevi S., & Natarajan A.M. (2013). Vehicular ad hoc networks: Characteristics, application and standards. *Asian Journal of Information Technology*, 12 (11): 387-390.
- [39] Sadish Kumar S.T., & Kasthuri N.(2014). Determination of epileptic disorder with discrete wavelet transforms and neural network classifier. *Journal of Computer Science* 10(1).
- [40] Thilagamani S., &Shanthi N. (2014). Gaussian and Gabor filter approach for object segmentation. 2013 *International Conference on Optical Imaging Sensor and Security, ICOSS 2013*.
- [41] Jothilakshmi, R., Shanthi, N., & Babisarawathi, R. (2013, July). An approach for semantic query expansion based on maximum entropy-hidden Markov model. In *2013 Fourth International Conference on Computing, Communications and Networking Technologies (ICCCNT)* (pp. 1-5). IEEE.
- [42] Sadagoban K., Tamizhchelvan M., Gopalakrishnan S., & Gopalakrishnan S. (2015). Information gathering practices of engineering faculty members: An empirical study. *International Journal of Applied Engineering Research* 10(3):6389-6404.
- [43] Kanchana A., &Arumugam S. (2015). Diffie–Hellman-merkle longer key usage on minutiae, orientation, and density based palmprint pattern matching. *International Journal of Applied Engineering Research* 10(3):6833-6850.
- [44] Murthi M.K., Nithiyandam S., Srinivasan P.S., Sivakumar D., Ashok T. (2015). The effect of karanja oil and its blend with additive on performance and emission from a diesel engine. *International Journal of Applied Engineering Research* 10(1):59-68.
- [45] Sureshkumar T., &Shanthi N. (2015). LVC-D: A technique to extract web page data using layout, visual and content-based features. *International Journal of Applied Engineering Research* 10(2):2465-2481.
- [46] Usha, Arumugam.(2016). Detection of calcification in mammogram using nearest neighbour algorithm. *IIOAB Journal*, 7(9).
- [47] Bennet A., Sankaranarayanan, Kandasamy R., Rathna, Jaishreebai, Nalini.(2016). Investigation of audio signals watermarking using empirical mode decomposition. *IIOAB Journal*, 7(9).
- [48] Bennet A., Kandasamy R., Sankaranarayanan, Nandhini, Meena, Alamelu.(2016). Performance & analysis automation of medical reimbursement for BSNL. *IIOAB Journal*, 7(9).
- [49] Kalyanasundaram P., Gnanasekaran T. (2016). A novel method for optimizing maximal lifetime coverage (OMLC) scheduling of nodes in wireless sensor networks. *IIOAB Journal*, 7(9).
- [50] Chandravathi C., Somasundaram K., Kandasamy R., Velmurugan J. (2016). Implementation of kerberos based authenticated key exchange protocol for parallel network file systems in cloud. *IIOAB Journal*, 7(9).
- [51] Arthy G., Marimuthu C.N. (2017). A survey on control algorithms for DSTATCOM. *2017 International Conference on Computer Communication and Informatics, ICCCI 2017*.
- [52] Satheeshkumar S., Sengottaiyan N. (2017). An resilient hierarchical authentication scheme based byzantine attack detection in mobile ad hoc networks. *Journal of Computational and Theoretical Nanoscience*, 14(11).
- [53] Vani E., Rengarajan N. (2017). Reduction of harmonics in a wind power conversion system by the optimal function of a Vienna rectifier and switched inductance Z source inverter. *Research Journal of Biotechnology*, 2017(2).