

Simulation of Microstrip Patch Antenna with Truncated Corners

E. Kanniga and S. Sindhuja

Abstract--- *In the last few years the Global Positioning System (GPS) has been used in a variety of applications for which new and more restrictive requirements in the design of the receiving antenna have been introduced. In particular, for high precision GPS application, such as differential GPS, GPS-based space craft altitude determination or geodetic surveying, receiving antenna with superior rejection to multipath signals is required. Multipath arises when the GPS transmitted signal takes different paths to receiving antenna and being the signals from these paths added with different spaces, this result in a significant amplitude and phase distortion.*

Keywords--- *Truncated Corners, Patch Antenna, Global Positioning System, Simulation of Microstrip.*

I. INTRODUCTION

Low-profile, low-cost antennas support the operation of many modern communication systems. Microstrip patch antennas represent one family of compact antennas that offers the benefits of a conformal nature and the capability of ready integration with a communication system's printed circuitry. Miniaturized communication systems need a small-sized microstrip patch antenna. The size of the regularly shaped microstrip antenna operating in the UHF band is quite large because its resonant length is inversely proportional to frequency. To design a smaller antenna at these frequencies conventional microstrip antenna configurations, such as rectangular and circular configurations, need to be modified. Also, to design a broadband antenna array the element should have large BW. The planar multiresonator broadband antennas generally have a large size that makes them unsuitable to be used as elements in an array. Compact broadband elements need to be designed for this purpose.

Compact microstrip antennas can be designed with substrate having a higher dielectric constant ϵ_r . In this case the size of the regularly shaped microstrip antennas will be much smaller than that of the low dielectric constant substrate at a given resonance frequency, but the BW is small. Here we describe the various compact microstrip antenna configurations that are obtained by modifying regular shapes such as rectangular circular and triangular patches by using shorting posts or cutting slots in the metallic patch.

In its most basic form a Microstrip patch antenna consists of a radiating patch on one side of a dielectric substrate which has a ground plane on the other side as shown in figure 1. The patch is generally made of conducting material such as copper or gold and can take any possible shape. The radiating patch and the feed lines are usually photos etched on the dielectric substrate.

E. Kanniga, Professor, Department of Electronics & Communication/Instrumentation Engineering, CEDSE– Excellence Centre, BIST, BIHER, Bharath Institute of Higher Education & Research, Selaiyur, Chennai. E-mail: kanniga.etc@bharathuniv.ac.in

S. Sindhuja, Research Scholar & CEDSE Member, Department of Electronics & Communication/Instrumentation Engineering, CEDSE– Excellence Centre, BIST, BIHER, Bharath Institute of Higher Education & Research, Selaiyur, Chennai. E-mail: sindhujatce@gmail.com

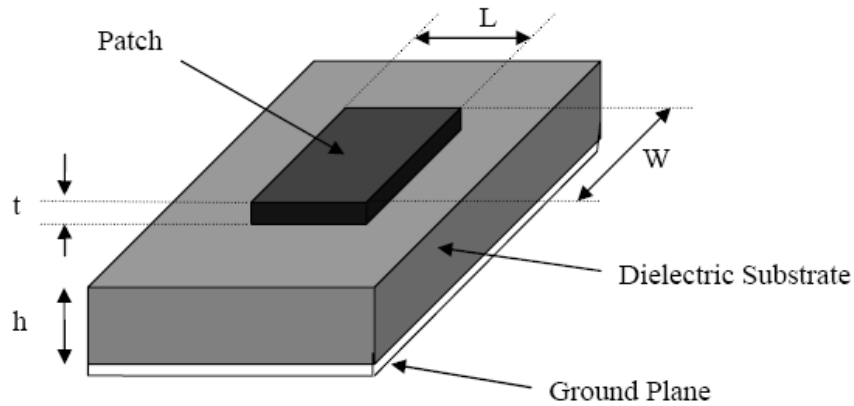


Figure 1: Structure of a Microstrip Patch Antenna

In order to simplify analysis and performance prediction the patch is generally square, rectangular, circular, triangular, and elliptical or some other common shape as shown in Figure 3.2. For a rectangular patch the length L of the patch is usually $0.3333\lambda_0 < L < 0.5\lambda_0$ where λ_0 is the free-space wavelength. The patch is selected to be very thin such that $t \ll \lambda_0$ (where t is the patch thickness). The height h of the dielectric substrate is usually $0.003\lambda_0 \leq h \leq 0.5\lambda_0$. The dielectric constant of the substrate (ϵ_r) is typically in the range $2.2 \leq \epsilon_r \leq 12$.

The basic shapes that the patch can take are square, rectangle, dipole, circle, triangle, circles and ellipse.

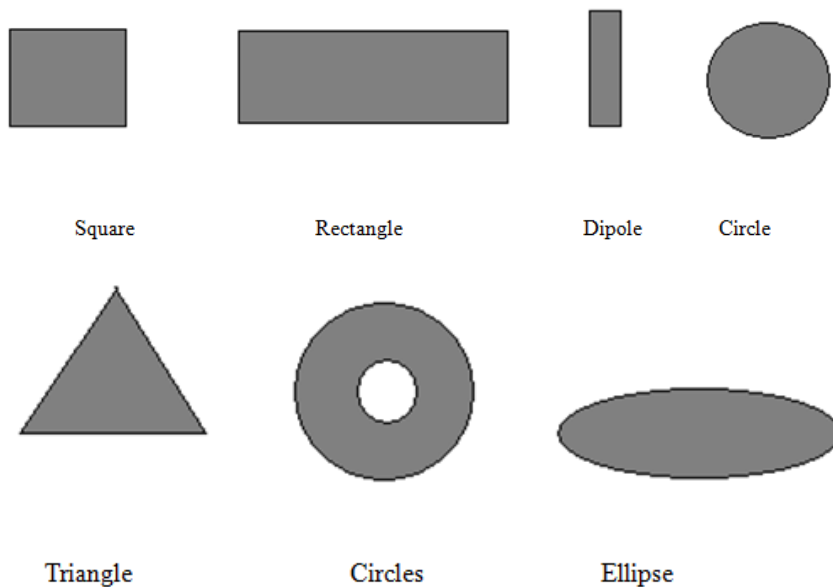


Figure 2: Different shapes of Microstrip patch Antenna

II. GPS ANTENNA

As discussed in the previous section the GPS antenna should be right hand circular polarized (RHCP). In this section we discuss some of the methods to create RHCP. Circular polarization is used on GPS signal to avoid Faraday rotation problems associated with L-band propagation through the earth's ionosphere. It also has the additional benefit of not requiring rotational alignment of the antenna at the user terminal.

The signal transmitted from the satellites is right-hand circularly polarized and therefore the terminal antenna must also use RHCP in order to have the maximum received signal strength.

The purity of the circular polarization has direct impact on the receive gain of the antenna. The higher the axial ratio of the antenna the less efficient the antenna will be at receiving the circularly polarized signal. Circular polarization typically has the drawback of being slightly more difficult to create than simple linear polarization in an antenna.

A simple yet didactic example of how circular polarization works and how to create it is the crossed dipole antenna. The crossed dipole consists of two orthogonally crossed dipoles antenna. The crossed dipole consists two orthogonally crossed dipoles fed in phase quadrature. The spatial rotation of the two antennas with the combination of the two feed signals 90° out of phase produces the desired circular polarization.

The difficulty with this and many similar configurations is the need for two feed structures and complicated power combiners. Many popular CP antennas use this two-feed method but for the design presented here it is desirable to use only a single feed configuration.

III. TRUNCATED CORNERS

Another similar way of achieving circular polarization from a single feed patch is to feed the path on one sides and truncate the corners of a square patch, as shown in the figure2.4

If the corners were not truncated one resonance mode will occur from the side that is feed to the opposite side .This would create linear polarization as described in the previous section. When the corners are truncated the resonance will not occur from one side to the other side but along the diagonals.

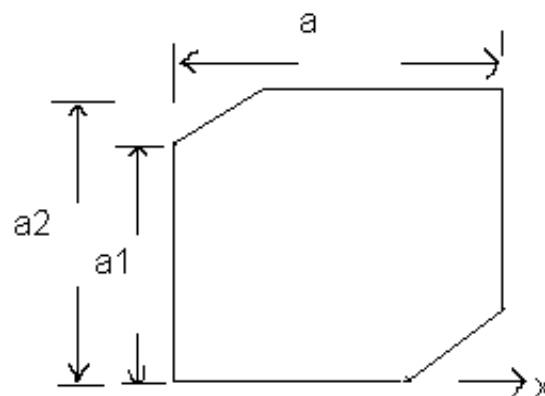


Figure 3: Microstrip patch antenna with truncated corners

Since one of the diagonals is shorter than the other the resonance frequencies will differ slightly for the two modes. If the corners are truncated exactly the same amount the phase difference in frequencies will cause the 90° phase shift exactly in the same way as far the square patch. The antenna in figure 2.4 is a corner truncated square patch. Two opposing corners are trimmed a small amount, Δs .

This antenna creates circular polarization in much the same way as the antenna in figure4.6 (a) does by creating two orthogonally degenerate modes from the slight perturbation in antenna geometry due to the truncated corners.

In this case however the antenna must be fed from point 1 or 3 from some point along either of the antenna center lines. Both right and left hand sense circular polarization may be established with this geometry depending on which feed point is chosen. If the antenna is fed along the diagonals, only linear polarization will be produced.

IV. DESIGN EQUATIONS

We use the following formula in order to calculate the width of the square patch

To calculate the patch width:

$$w = \frac{1}{2fr\sqrt{\epsilon_0\mu_0}} \sqrt{\frac{2}{\epsilon_r + 1}}$$

Where

Fr-resonant frequency=1.575 GHZ

ϵ_r - Relative dielectric constant = 4.6

V. SIMULATION RESULTS

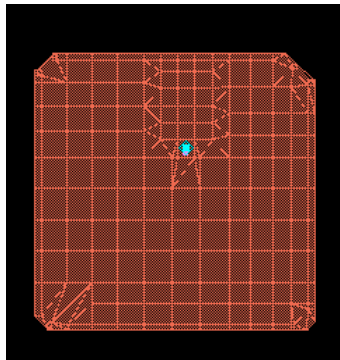


Figure 4: Microstrip patch Antenna – ADS Layout

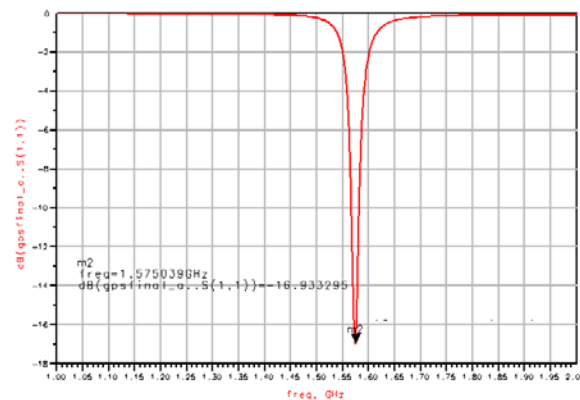


Figure 5: Microstrip patch Antenna – Simulation Results

VI. CONCLUSION

This paper includes coverage of broadband techniques and the design of optimum broadband microstrip antenna configurations. The advantages such as lightweight, low volume benefits of these antennas are presented by providing clear explanations of the various configurations and simple design equations that helps to analyze and design microstrip antennas.

ACKNOWLEDGEMENT

We would like to thank Dr. R. VENKATESAN Scientist-G & Programme Director Ocean Observation Systems, National Institute of Ocean Technology, Chennai and Dr. P. SIVASANKAR Assistant Professor, Department of Electronics Engineering, National Institute of Technical Teachers, Training and Research, Chennai and Dr. Dr. M. SUNDARARAJAN, Professor and Dean Department of ECE/R&D, Bharath Institute of Higher Education and Research, Chennai as continuous supporters to bring effective output in my research work. And I also submit my thanks to the members of Research and Development and mentors of CEDSE excellence centre Bharath Institute of Higher Education and Research, Chennai.

REFERENCES

- [1] Tamilselvi, N., Krishnamoorthy, P., Dhamotharan, R., Arumugam, P., & Sagadevan, E. (2012). Analysis of total phenols, total tannins and screening of phytocomponents in *Indigofera aspalathoides* (Shivanar Vembu) Vahl EX DC. *Journal of Chemical and Pharmaceutical Research*, 4(6), 3259-3262.
- [2] Abraham, A.G., Manikandan, A., Manikandan, E., Jaganathan, S.K., Baykal, A., & Renganathan, P. (2017). Enhanced opto-magneto properties of $\text{Ni}_x\text{Mg}_{1-x}\text{Fe}_2\text{O}_4$ ($0.0 \leq x \leq 1.0$) ferrites nano-catalysts. *Journal of Nanoelectronics and Optoelectronics*, 12(12), 1326-1333.
- [3] Barathiraja, C., Manikandan, A., Mohideen, A.U., Jayasree, S., & Antony, S.A. (2016). Magnetically recyclable spinel $\text{Mn}_x\text{Ni}_{1-x}\text{Fe}_2\text{O}_4$ ($x=0.0-0.5$) nano-photocatalysts: structural, morphological and opto-magnetic properties. *Journal of Superconductivity and Novel Magnetism*, 29(2), 477-486.
- [4] Kaviyarasu, K., Manikandan, E., Nuru, Z.Y., & Maaza, M. (2015). Investigation on the structural properties of CeO_2 nanofibers via CTAB surfactant. *Materials Letters*, 160, 61-63.
- [5] Kaviyarasu, K., Manikandan, E., & Maaza, M. (2015). Synthesis of CdS flower-like hierarchical microspheres as electrode material for electrochemical performance. *Journal of Alloys and Compounds*, 648, 559-563.
- [6] Sachithanantham, P., Sankaran, S., & Elavenil, S. (2015). Experimental study on the effect of rise on shallow funicular concrete shells over square ground plan. *International Journal of Applied Engineering Research*, 10(20), 41340-41345.
- [7] Jayalakshmi, T., Krishnamoorthy, P., Ramesh Kumar, G., & Sivaman, I.P. (2011). Optimization of culture conditions for keratinase production in *Streptomyces* sp. JRS19 for chick feather wastes degradation, *Journal of Chemical and Pharmaceutical Research*, 3(4), 498-503.
- [8] Kumarave, A., & Rangarajan, K. (2013). Routing algorithm over semi-regular tessellations. In *2013 IEEE Conference on Information & Communication Technologies*, 1180-1184.
- [9] Sonia, M.M.L., Anand, S., Vinosel, V.M., Janifer, M.A., Pauline, S., & Manikandan, A. (2018). Effect of lattice strain on structure, morphology and magneto-dielectric properties of spinel $\text{NiGd}_x\text{Fe}_{2-x}\text{O}_4$ ferrite nano-crystallites synthesized by sol-gel route. *Journal of Magnetism and Magnetic Materials*, 466, 238-251.
- [10] Rebecca, L.J., Susithra, G., Sharmila, S., & Das, M.P. (2013). Isolation and screening of chitinase producing *Serratia marcescens* from soil. *Journal of Chemical and Pharmaceutical Research*, 5(2), 192-195.
- [11] Banumathi, B., Vaseeharan, B., Rajasekar, P., Prabhu, N.M., Ramasamy, P., Murugan, K., & Benelli, G. (2017). Exploitation of chemical, herbal and nanoformulated acaricides to control the cattle tick, *Rhipicephalus (Boophilus) microplus*—a review. *Veterinary parasitology*, 244, 102-110.

- [12] Gopinath, S., Sundararaj, M., Elangovan, S., & Rathakrishnan, E. (2015). Mixing characteristics of elliptical and rectangular subsonic jets with swirling co-flow. *International Journal of Turbo & Jet-Engines*, 32(1), 73-83.
- [13] Thooyamani, K.P., Khanaa, V., & Udayakumar, R. (2014). Efficiently measuring denial of service attacks using appropriate metrics. *Middle - East Journal of Scientific Research*, 20(12): 2464-2470.
- [14] Padmapriya, G., Manikandan, A., Krishnasamy, V., Jaganathan, S.K., & Antony, S.A. (2016). Enhanced Catalytic Activity and Magnetic Properties of Spinel $MnxZn1-xFe2O4$ ($0.0 \leq x \leq 1.0$) Nano-Photocatalysts by Microwave Irradiation Route. *Journal of Superconductivity and Novel Magnetism*, 29(8): 2141-2149.
- [15] Rajesh, E., Sankari, L.S., Malathi, L., & Krupaa, J.R. (2015). Naturally occurring products in cancer therapy. *Journal of pharmacy & bioallied sciences*, 7(1), S181-S183.
- [16] Vanangamudi, S., Prabhakar, S., Thamocharan, C., & Anbazhagan, R. (2014). Dual fuel hybrid bike. *Middle-East Journal of Scientific Research*, 20(12): 1819-1822.
- [17] Brindha, G., Krishnakumar, T., & Vijayalatha, S. (2015). Emerging trends in tele-medicine in rural healthcare. *International Journal of Pharmacy and Technology*, 7(2): 8986-8991.
- [18] Sharmila, S., Rebecca, L.J., Chandran, P.N., Kowsalya, E., Dutta, H., Ray, S., & Kripanand, N.R. (2015). Extraction of biofuel from seaweed and analyse its engine performance. *International Journal of Pharmacy and Technology*, 7(2), 8870-8875.
- [19] Thooyamani, K.P., Khanaa, V., & Udayakumar, R. (2014). Using integrated circuits with low power multi bit flip-flops in different approach. *Middle-East Journal of Scientific Research*, 20(12): 2586-2593.
- [20] Thooyamani, K.P., Khanaa, V., & Udayakumar, R. (2014). Virtual instrumentation based process of agriculture by automation. *Middle-East Journal of Scientific Research*, 20(12): 2604-2612.
- [21] Udayakumar, R., Kaliyamurthie, K.P., & Khanaa, T.K. (2014). Data mining a boon: Predictive system for university topper women in academia. *World Applied Sciences Journal*, 29(14): 86-90.
- [22] Anbuselvi, S., Rebecca, L.J., Kumar, M.S., & Senthilvelan, T. (2012). GC-MS study of phytochemicals in black gram using two different organic manures. *J Chem Pharm Res.*, 4, 1246-1250.
- [23] Subramanian, A.P., Jaganathan, S.K., Manikandan, A., Pandiaraj, K.N., Gomathi, N., & Supriyanto, E. (2016). Recent trends in nano-based drug delivery systems for efficient delivery of phytochemicals in chemotherapy. *RSC Advances*, 6(54), 48294-48314.
- [24] Thooyamani, K.P., Khanaa, V., & Udayakumar, R. (2014). Partial encryption and partial inference control based disclosure in effective cost cloud. *Middle-East Journal of Scientific Research*, 20(12): 2456-2459.
- [25] Lingeswaran, K., Prasad Karamcheti, S.S., Gopikrishnan, M., & Ramu, G. (2014). Preparation and characterization of chemical bath deposited cds thin film for solar cell. *Middle-East Journal of Scientific Research*, 20(7), 812-814.
- [26] Maruthamani, D., Vadivel, S., Kumaravel, M., Saravanakumar, B., Paul, B., Dhar, S.S., & Ramadoss, G. (2017). Fine cutting edge shaped $Bi2O3$ rods/reduced graphene oxide (RGO) composite for supercapacitor and visible-light photocatalytic applications. *Journal of colloid and interface science*, 498, 449-459.
- [27] Gopalakrishnan, K., SundeepAanand, J., & Udayakumar, R. (2014). Electrical properties of doped azopolyester. *Middle-East Journal of Scientific Research*, 20(11), 1402-1412.
- [28] Subhashree, A.R., Parameaswari, P.J., Shanthi, B., Revathy, C., & Parijatham, B.O. (2012). The reference intervals for the haematological parameters in healthy adult population of chennai, southern India. *Journal of Clinical and Diagnostic Research: JCDR*, 6(10), 1675-1680.
- [29] Niranjana, U., Subramanyam, R.B.V., & Khanaa, V. (2010). Developing a web recommendation system based on closed sequential patterns. *International Conference on Advances in Information and Communication Technologies*, 171-179.
- [30] Slimani, Y., Baykal, A., & Manikandan, A. (2018). Effect of Cr^{3+} substitution on AC susceptibility of Ba hexaferrite nanoparticles. *Journal of Magnetism and Magnetic Materials*, 458, 204-212.
- [31] Premkumar, S., Ramu, G., Gunasekaran, S., & Baskar, D. (2014). Solar industrial process heating associated with thermal energy storage for feed water heating. *Middle East Journal of Scientific Research*, 20(11), 1686-1688.
- [32] Kumar, S.S., Karrunakaran, C.M., Rao, M.R.K., & Balasubramanian, M.P. (2011). Inhibitory effects of *Indigofera aspalathoides* on 20-methylcholanthrene-induced chemical carcinogenesis in rats. *Journal of carcinogenesis*, 10, 2011.
- [33] Beula Devamalar, P.M., Thulasi Bai, V., & Srivatsa, S.K. (2009). Design and architecture of real time web-centric tele health diabetes diagnosis expert system. *International Journal of Medical Engineering and Informatics*, 1(3), 307-317.

- [34] Ravichandran, A.T., Srinivas, J., Karthick, R., Manikandan, A., & Baykal, A. (2018). Facile combustion synthesis, structural, morphological, optical and antibacterial studies of Bi_{1-x}Al_xFeO₃ (0.0 ≤ x ≤ 0.15) nanoparticles. *Ceramics International*, 44(11), 13247-13252.
- [35] Thovhogi, N., Park, E., Manikandan, E., Maaza, M., & Gurib-Fakim, A. (2016). Physical properties of CdO nanoparticles synthesized by green chemistry via Hibiscus Sabdariffa flower extract. *Journal of Alloys and Compounds*, 655, 314-320.
- [36] Thooyamani, K.P., Khanaa, V., & Udayakumar, R. (2014). Wide area wireless networks-IETF. *Middle-East Journal of Scientific Research*, 20(12), 2042-2046.
- [37] Sundar Raj, M., Saravanan, T., & Srinivasan, V. (1785). Design of silicon-carbide based cascaded multilevel inverter. *Middle-East Journal of Scientific Research*, 20(12), 1785-1791.
- [38] Achudhan, M., & Prem Jayakumar, M. (2014). Mathematical modeling and control of an electrically-heated catalyst. *International Journal of Applied Engineering Research*, 9(23).
- [39] Thooyamani, K.P., Khanaa, V., & Udayakumar, R. (2013). Application of pattern recognition for farsi license plate recognition. *Middle-East Journal of Scientific Research*, 18(12), 1768-1774, 2013.
- [40] Jebaraj, S., & Iniyas S. (2006). Renewable energy programmes in India. *International Journal of Global Energy*, 26: 232-257.
- [41] Annie, J.P., Dr. Paul, S., & Dr. Ponmary Pushpalatha, D. (2014). Decision Tree Analysis to Predict Traffic Congestion in Transport Routing. *International Scientific Journal on Science Engineering & Technology*, 17(10), 905-910.
- [42] Asha, R.S., & Dr.Jayasree V.K., (2015). Simulative Investigation of Coherent Optical OFDM Communication with Gbits/s Data Rates. *Bonfring International Journal of Research in Communication Engineering*, 5(3), 22-26.
- [43] Tsai, C.I., & Lo, C.H., (2014). Integrating Phosphorylation and Catalytic Sites Information into AH-DB. *The SIJ Transactions on Computer Science Engineering & its Applications*, 2(4), 54-58.
- [44] Bhasker, B., & Dr.Murali, S. (2019). Networks Flaws and Filtering Using KNOD Algorithms. *Bonfring International Journal of Software Engineering and Soft Computing*, 9(2), 36-39.
- [45] Chávez, J.J.G., & Rodrigues, C.K.D.S. (2015). A Simple Algorithm for Automatic Hopping among Pools in the Bitcoin Mining Network. *The SIJ Transactions on Computer Networks & Communication Engineering (CNCE)*, 3(1), 6-11.
- [46] Beena Ullala Mata, B.N., & Dr. Meenakshi, M. (2018). Mammogram Image Segmentation by Watershed Algorithm and Classification through k-NN Classifier. *Bonfring International Journal of Advances in Image Processing*, 8(1), 01-07.
- [47] Dr.Prabavathy, K. (2018). Enhanced Information Retrieval System (E-IRIS) for Named Entity Recognition. *Journal of Computational Information Systems*, 14(3), 108 - 112.
- [48] Maalini, D., & Balraj, E. (2018). Secured and Energy Efficient Packet Transmission in Wireless Sensor Networks using Flooding protocol and AES Algorithm. *Journal of Computational Information Systems*, 14(4) 7 - 13.
- [49] Dr.Kathirvelu, M., Sethuramalingam, N., Vignesh, M., Vijayakumar, K., & Vasudevamoorthy, L.(2015). Low Cost Music Mixture Module for Entertainment Industry. *International Journal of Advances in Engineering and Emerging Technology*, 7(3), 152-155.
- [50] Chandrakala, K., Meenakshy, L., Nivedha, S., Priyanka, P., & Punithalakshmi, R. (2015). A Cross Layer Based Modern Handover Algorithm for Mobile WiMAX. *International Journal of Advances in Engineering and Emerging Technology*, 7(4), 225-236.